

AV0D024V10066 - 24Vdc - 100W DALI 2



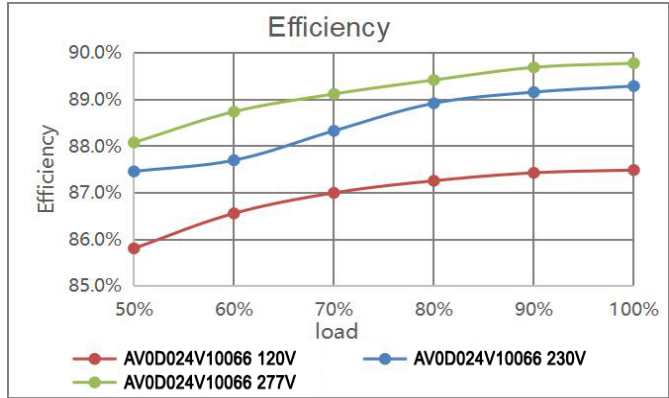
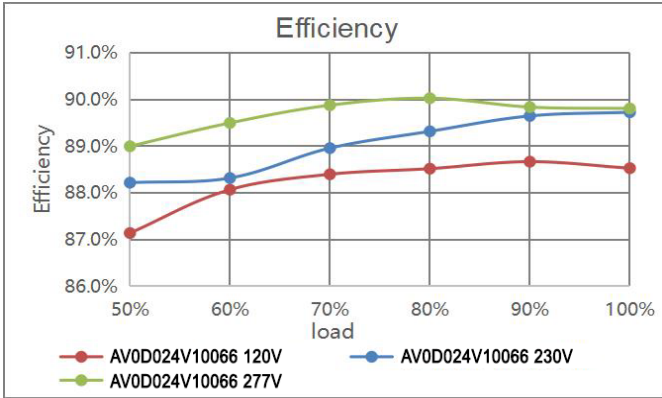
Features

Output:	Constant Voltage
Range:	100-277VAC
PFC design:	Built-in active PFC function
Efficiency:	Up to 90.5%
Protections:	Short circuit/ over load/ over temperature
Heat dissipation:	Cooling by free air convection
Waterproof performance:	Full aluminum housing, for dry, damp, wet locations, IP66
Dimming function:	DALI dim. Digital dimming, flicker-free dimming 0-100%
Dimming range:	dimming depth: 0.1%
Application:	Suitable for LED lighting and moving sign applications

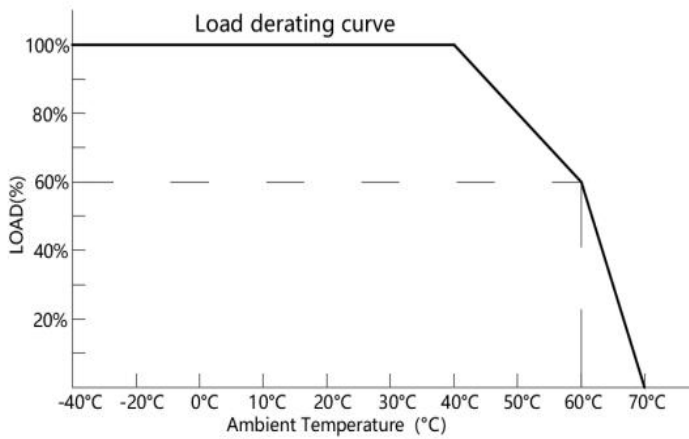
Specification

Model		AV0D024V03020
Certificate		CE ENEC UL cUL FCC SELV DALI2
Output	DC Voltage	24V (24-26V adjust by NFC)
	Voltage Tolerance	±0.5V
	Voltage Regulation	0.5%
	Rated current	4.17A
	Rated power	100W
	Load Regulation	1%
Input	Voltage Range	100-277VAC
	Frequency Range	47 - 63Hz
	Power Factor (Typ.) @ full load	PF≥0.99@120VAC PF≥0.98@230VAC PF≥0.96@277VAC
	THD(Typ.) @ full load	≤15%
	Efficiency(Typ.) @ full load	87.5%@120VAC
		89.5%@230VAC 89.5%@277VAC
	AC Current (Max.)	1.3A
	Inrush Current (Typ.)	23.2A, 360us @50%120VAC 80A,104us @50%230VAC 54A,280us @50%277VAC
Leakage current	<0.5mA	
Protection	Short Circuit	Hiccup mode, recover automatically after fault condition is removed
	Over Load	≤120% ,hiccup mode, recover automatically after fault condition is removed
	Over temperature	Shell surface temp. 100°C ± 10°C shut down o/p voltage, automatically recover after the temperature drops.
Environment	Working TEMP.	-40~+60°C (see below derating curve)
	Working Humidity	20 - 95%RH non-condensing
	Storage TEM.,Humidity	-40 - +80°C,10 - 95% RH non-condensing
	TEMP.coefficient	±0.03%/°C(0 - 50°C)
	Vibration	10~500Hz, 5G 10min./1 cycle, period for 60min. each along X,Y,Z axes
Safety & EMC	Safety standards	EN61347-1 EN61347-2-13 UL8750 CAN/CSA-C22.2 No. 250.13
	Withstand voltage	I/P-O/P:3.75KVAC I/P-FG:1.5KVAC O/P-FG:0.5KVAC (EU)
		I/P-O/P:3.75KVAC I/P-FG:1.8KVAC O/P-FG:1.8KVAC (US)
	Isolation resistance	I/P-O/P:100MΩ / 500VDC / 25°C / 70%RH
EMC Emission	EN55015 EN61000-3-2,3 (≥50%load) & FCC Part 15 Subpart B	
Others	Net Weight	0.83Kg
	Dimension	232*78*25.1mm (L*W*H)
	Packing	300*280*210mm
Notes	1. All parameters NOT specially mentioned are measured at rated load and 25°C of ambient temperature. 2. Tolerance: includes set up tolerance and load regulation .	

Efficiency Curve (efficiency vs output load)

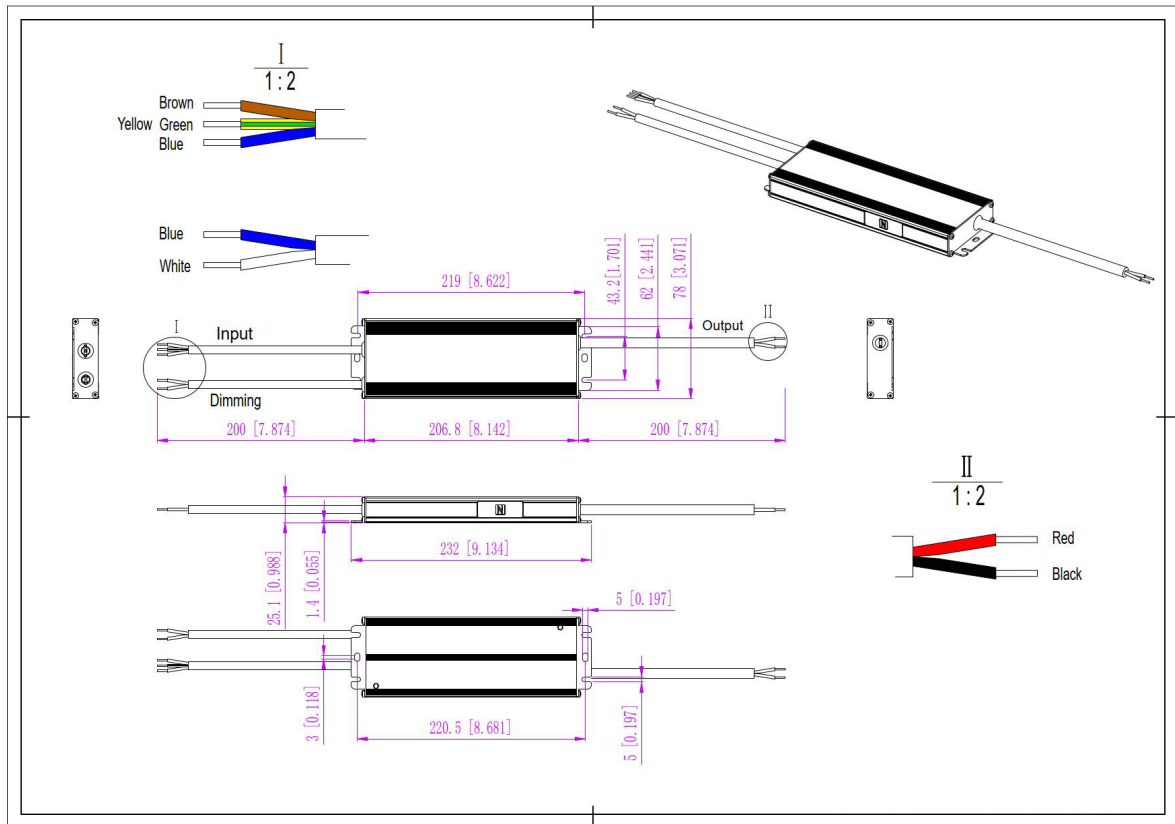


Derating Curve (output load vs TEMP.)



❖ To extend their life, please refer to the Derating Curve and derate according to the temperature.

Mechanical Specification (For European Market)

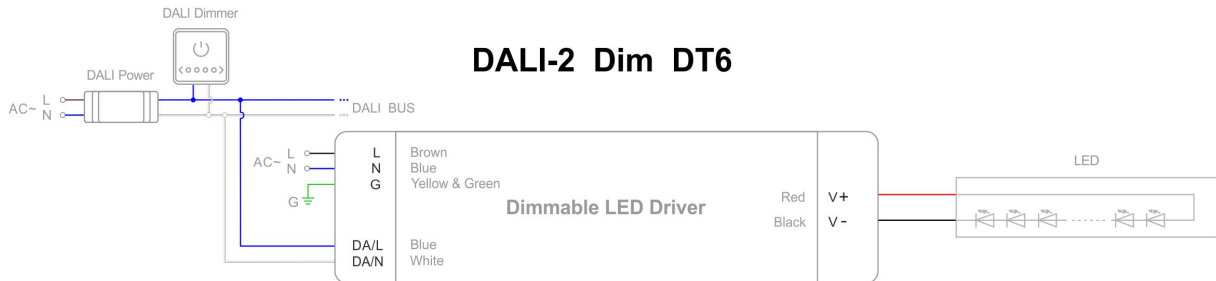


24V Version

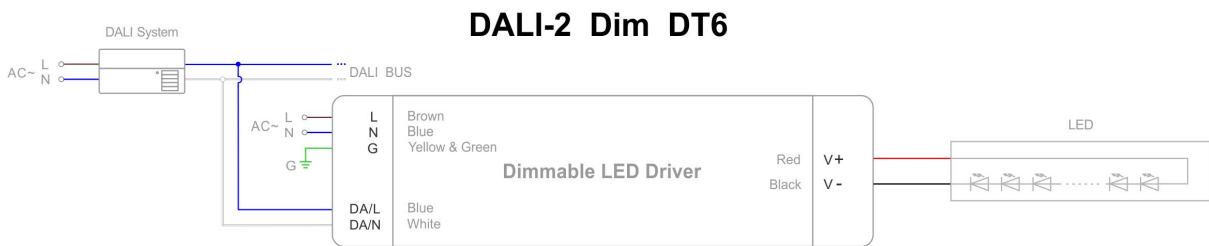
1. Input cable 3*1.0mm², the Brown cable to (L), the White cable to (N), and the Yellow & Green cable to (FG)
2. Output cable 2*1.5mm² (12V), 2*1.5mm² (24V), Red cable (+) to Positive side(+), Black cable (-) to Negative side (-).
3. Dimming cable 2*1.0mm², White DA/N and Blue DA/L (No polar) connected to the DALI BUS when use DALI function.

Dimming Operation and Connecting Diagram

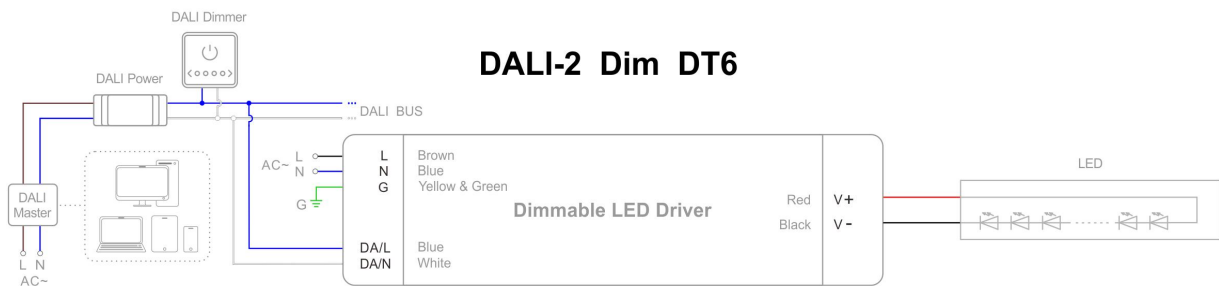
- Using DALI-2 dimming with DALI power and dimmer



- Using DALI-2 dimming with DALI system and DALI bus



- Using DALI-2 dimming with intelligent device, DALI master and dimmer





AV0D024V10066

Technical data sheet - *Scheda tecnica*

**DALI-2 Dimmable LED driver 100W LED driver
100W DALI-2 Dimmerabile**
