
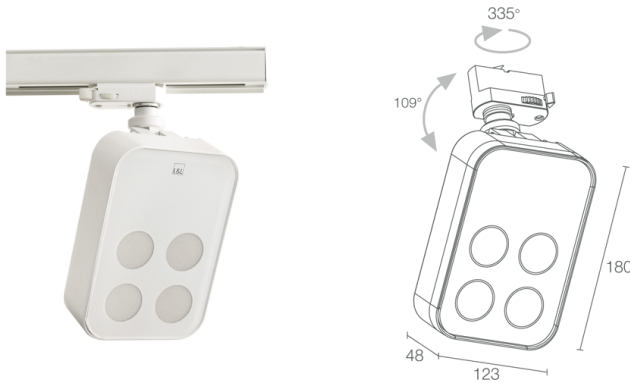
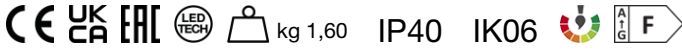


Made in Italy

 **Siri Track 2.0, code: SB2010151B**
Projectors for indoor applications

17/08/2024 Rev. 30



DESCRIPTION

projector for indoor applications; on horizontal track; Power consumption: 16W; Power supply: 230Vac; Lumen output at source: 1324 lm (3000K, CRI >90); Delivered lumen output: 960 lm (3000K, 29°, CRI >90); 4 power LEDs, 1/4 ANSI BIN, 50 000h L95 B10 (Ta 25°C); LED colour: 3000K; Optics: optical filter kit provided: 11°, 18°, 29°, 55°, 24°x55°; CRI Colour Rendering Index: >90; Body material: body in die-cast aluminium; Finishes: white (RAL 9003); RAL finish on request; Screen material: screen in serigraphed plexiglass; built-in power supply unit; Ingress protection: IP40; Impact resistance: IK06; Casambi-compatible version, controllable with the Casambi app, available on request; includes track adaptor; Operating temperature: 0°C — +45°C; Glow wire test: 960°; Photobiological safety: photobiological safety: risk group 1 according to EN 62471:2006; Appliance class: class I; Weight: 1600 g; Dimensions: 254x123x58 mm; Energy efficiency class: F (light source) in accordance with EU 2019/2015; Accessories: BE0010011 Lighting track 3-CCT aluminium 1000 mm - grey, BE0010021 Lighting track 3-CCT aluminium 2000 mm - grey, BE0010031 Lighting track 3-CCT aluminium 3000 mm - grey, BE0011001 Supply connector earth conductor on left - grey, BE0011011 Supply connector earth conductor on right - grey, BE0011101 Concealed coupling with wiring - grey, BE0011201 End cap - grey, BE0011301 L-shaped coupling ground external - grey, BE0011311 L-shaped coupling ground internal - grey, BE0011401 Flexible coupling - grey, BE0016101 3-phase recessed monopoint - grey, BE0016111 3-phase ceiling monopoint - grey, BE0017001 Suspension kit with 2 m cable and clutch adjustment, BE0020011 Lighting track 3-CCT aluminium 1000 mm - white, BE0020021 Lighting track 3-CCT aluminium 2000 mm - white, BE0020031 Lighting track 3-CCT aluminium 3000 mm - white, BE0021001 Supply connector earth conductor on left - white, BE0021011 Supply connector earth conductor on right - white, BE0021101 Concealed coupling with wiring - white, BE0021201 End cap - white, BE0021301 L-shaped coupling ground external - white, BE0021311 L-shaped coupling ground internal - white, BE0021401 Flexible coupling - white, BE0022001 Cover - length 1000 mm - white, BE0026101 3-phase recessed monopoint - white, BE0026111 3-phase ceiling monopoint - white, BE0030011 Lighting track 3-CCT aluminium 1000 mm - black, BE0030021 Lighting track 3-CCT aluminium 2000 mm - black, BE0030031 Lighting track 3-CCT aluminium 3000 mm - black, BE0031001 Supply connector earth conductor on left - black, BE0031011 Supply connector earth conductor on right - black, BE0031101 Concealed coupling with wiring - black, BE0031201 End cap - black, BE0031301 L-shaped coupling ground external - black, BE0031311 L-shaped coupling ground internal - black, BE0031401 Flexible coupling - black, BE0032001 Cover - length 1000 mm - black, BE0036101 3-phase recessed monopoint - black, BE0036111 3-phase ceiling monopoint - black, WL0100 Suction cup, WR0300 Optical filter kit; tested and approved via E.O.L. (End Of Line) test with functioning test and check of electrical power consumption

Status: Product being discontinued

ELECTRICAL CHARACTERISTICS

| | |
|-------------------|----------------------------|
| Power consumption | 16W |
| Power supply | 230Vac |
| Power supply unit | built-in power supply unit |

LIGHTING CHARACTERISTICS

| | |
|----------------------------|--|
| Number and type of LED | 4 power LEDs |
| Average LED life | 50 000h L95 B10 (Ta 25°C) |
| LED colour | 3000K |
| CRI Colour Rendering Index | >90 |
| Binning | 1/4 ANSI BIN |
| Optics | optical filter kit provided: 11°, 18°, 29°, 55°, 24°x55° |
| Lumen output at source | 1324 lm (3000K, CRI >90) |
| Delivered lumen output | 960 lm (3000K, 29°, CRI >90) |

MECHANICAL CHARACTERISTICS

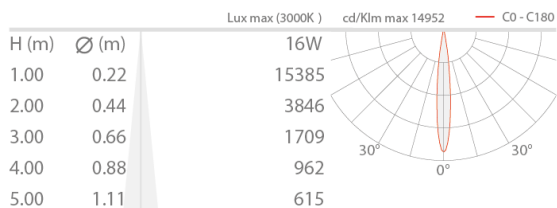
| | |
|-----------------|----------------------------------|
| Dimensions | 254x123x58 mm |
| Weight | 1600 g |
| Finishes | white RAL 9003 |
| Mounting | with track adaptor |
| Body material | body in die-cast aluminium |
| Screen material | screen in serigraphed plexiglass |

GENERAL CHARACTERISTICS

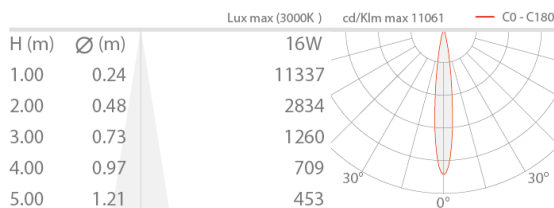
| | |
|-------------------------|---|
| Ingress protection | IP40 |
| Operating temperature | 0°C — +45°C |
| Impact resistance | IK06 |
| Energy efficiency class | F (light source) in accordance with EU 2019/2015 |
| Glow wire test | 960° |
| Appliance class | class I |
| Walkover | no |
| Drive-over | no |
| Photobiological safety | photobiological safety: risk group 1 according to EN 62471:2006 |
| Notes | Casambi-compatible version, controllable with the Casambi app, available on request; includes track adaptor |

PHOTOMETRIC DATA

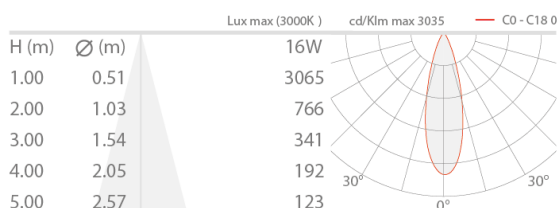
V - 11° CRI 80



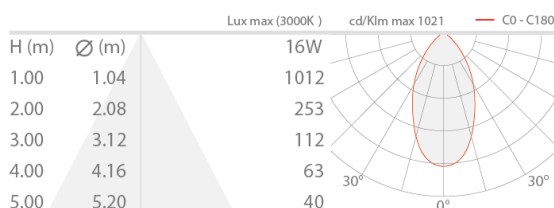
S - 18° CRI 80



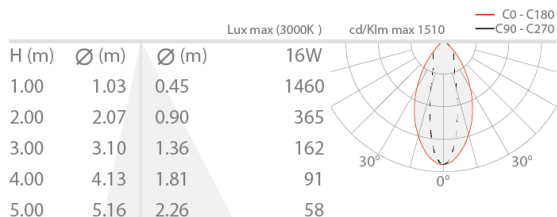
M - 29° CRI 80



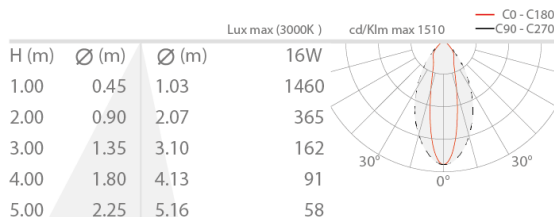
L - 55° CRI 80



24°x55° CRI 80

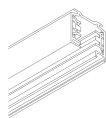


55°x24° CRI 80



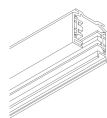
ACCESSORIES

Other



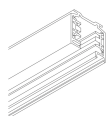
BE0010011

Lighting track 3-CCT aluminium 1000 mm - grey

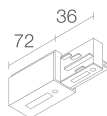


BE0010021

Lighting track 3-CCT aluminium 2000 mm - grey

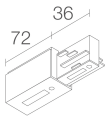


BE0010031



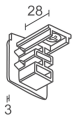
BE0011001

Lighting track 3-CCT aluminium 3000 mm - grey



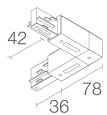
BE0011011

Supply connector earth conductor on right - grey



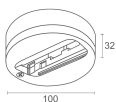
BE0011201

End cap - grey



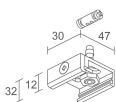
BE0011311

L-shaped coupling ground internal - grey



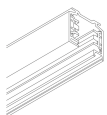
BE0016101

3-phase recessed monopoint - grey

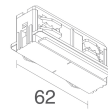


BE0017001

Suspension kit with 2 m cable and clutch adjustment

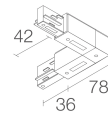


Supply connector earth conductor on left - grey



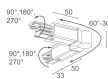
BE0011101

Concealed coupling with wiring - grey



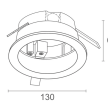
BE0011301

L-shaped coupling ground external - grey



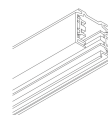
BE0011401

Flexible coupling - grey



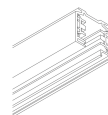
BE0016111

3-phase ceiling monopoint - grey



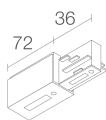
BE0020011

Lighting track 3-CCT aluminium 1000 mm - white



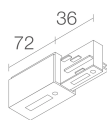
BE0020021

Lighting track 3-CCT aluminium 2000 mm - white



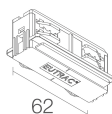
BE0020031

Lighting track 3-CCT aluminium 3000 mm - white



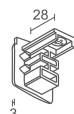
BE0021001

Supply connector earth conductor on left - white



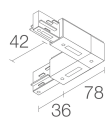
BE0021011

Supply connector earth conductor on right - white



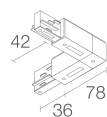
BE0021101

Concealed coupling with wiring - white



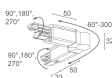
BE0021201

End cap - white



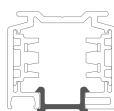
BE0021301

L-shaped coupling ground external - white



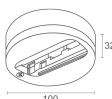
BE0021311

L-shaped coupling ground internal - white



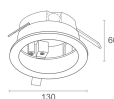
BE0021401

Flexible coupling - white



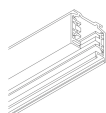
BE0022001

Cover - length 1000 mm - white



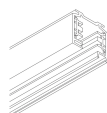
BE0026101

3-phase recessed monopoint - white



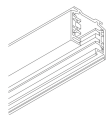
BE0026111

3-phase ceiling monopoint - white



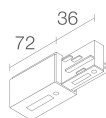
BE0030011

Lighting track 3-CCT aluminium 1000 mm - black



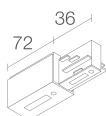
BE0030021

Lighting track 3-CCT aluminium 2000 mm - black



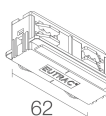
BE0030031

Lighting track 3-CCT aluminium 3000 mm - black



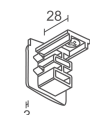
BE0031001

Supply connector earth conductor on left - black



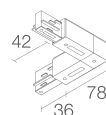
BE0031011

Supply connector earth conductor on right - black



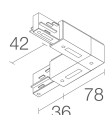
BE0031101

Concealed coupling with wiring - black



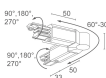
BE0031201

End cap - black



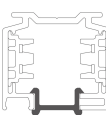
BE0031301

L-shaped coupling ground external - black



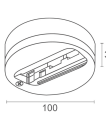
BE0031311

L-shaped coupling ground internal - black



BE0031401

Flexible coupling - black



BE0032001

Cover - length 1000 mm - black



BE0036101

3-phase recessed monopoint - black



BE0036111

3-phase ceiling monopoint - black

WL0100

Suction cup



WR0300

Optical filter kit

L&L Luce&Light SRL reserves the right to change the information contained in this document at any time without prior notice being given.