







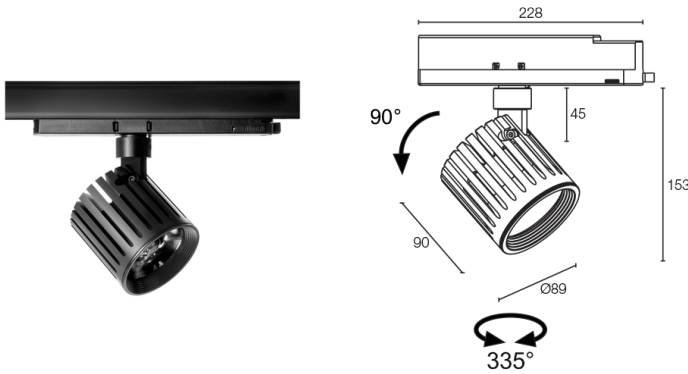


Made in Italy

 **Zab Track 1.1, code: ZT111015SN**
Projectors for indoor applications





 kg 0,90
 


01/04/2025 Rev. 07/2024



DESCRIPTION

projector for indoor applications; on horizontal track; Power consumption: 29W; Power supply: 230Vac; Lumen output at source: 2645 lm (3000K); Delivered lumen output: 1750 lm (3000K, 29°); 1 COB LED Citizen (3 MacAdam steps), 3-step MacAdam, 50 000h L90 B10 (Ta 25°C); LED colour: 3000K; Optics: 14°: optical system consisting of a high-efficiency TIR lens; CRI Colour Rendering Index: 94; Body material: body and screw ring made of extruded anodized aluminium, produced entirely on a CNC lathe; Finishes: body and ring anodized glossy black (RAL 9005); RAL finish on request; built-in power supply unit; Ingress protection: IP40; Eurostandard adaptor; Operating temperature: 0°C — +45°C; Photobiological safety: photobiological safety: risk group 1 according to EN 62471:2006; Appliance class: class I; Weight: 900 g; Dimensions: Ø89x93 mm; Energy efficiency class: F (light source) in accordance with EU 2019/2015; Accessories: BE0017001 Suspension kit with 2 m cable and clutch adjustment, BE0030011 Lighting track 3-CCT aluminium 1000 mm - black, BE0030021 Lighting track 3-CCT aluminium 2000 mm - black, BE0030031 Lighting track 3-CCT aluminium 3000 mm - black, BE0031001 Supply connector earth conductor on left - black, BE0031011 Supply connector earth conductor on right - black, BE0031101 Concealed coupling with wiring - black, BE0031201 End cap - black, BE0031301 L-shaped coupling ground external - black, BE0031311 L-shaped coupling ground internal - black, BE0031401 Flexible coupling - black, BE0032001 Cover - length 1000 mm - black, BE0036101 3-phase recessed monopoint - black, BE0036111 3-phase ceiling monopoint - black, WB0401N Standard snoot - black, WB0402N Asymmetrical snoot - black, WB0403N Barn doors - black, WH0710 Honeycomb louvre ; tested and approved via E.O.L. (End Of Line) test with functioning test and check of electrical power consumption

Status: Product being discontinued

ELECTRICAL CHARACTERISTICS

Power consumption	29W
Power supply	230Vac
Power supply unit	built-in power supply unit

LIGHTING CHARACTERISTICS

Number and type of LED	1 COB LED Citizen (3 MacAdam steps)
Average LED life	50 000h L90 B10 (Ta 25°C)
LED colour	3000K
CRI Colour Rendering Index	94
Binning	3-step MacAdam
Optics	14°
Lumen output at source	2645 lm (3000K)
Delivered lumen output	1750 lm (3000K, 29°)

MECHANICAL CHARACTERISTICS

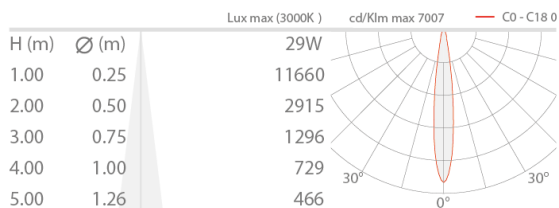
Dimensions	Ø89x93 mm
Weight	900 g
Finishes	black RAL 9005
Mounting	with Eurostandard adaptor
Body material	body in anodized aluminium

GENERAL CHARACTERISTICS

Ingress protection	IP40
Operating temperature	0°C — +45°C
Energy efficiency class	F (light source) in accordance with EU 2019/2015
Appliance class	class I
Walkover	no
Drive-over	no
Photobiological safety	photobiological safety: risk group 1 according to EN 62471:2006
Notes	Eurostandard adaptor

PHOTOMETRIC DATA

S - 14°



ACCESSORIES

Anti-glare



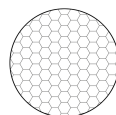
WB0401N
Standard snoot - black



WB0402N
Asymmetrical snoot - black

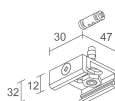


WB0403N
Barn doors - black

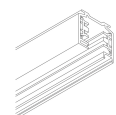


WH0710
Honeycomb louvre
built into the lighting fixture
Order together with the lighting fixture

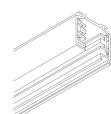
Other



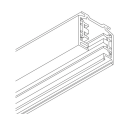
BE0017001
Suspension kit with 2 m cable and clutch adjustment



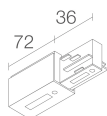
BE003001
Lighting track 3-CCT aluminium 1000 mm - black



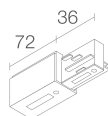
BE0030021
Lighting track 3-CCT aluminium 2000 mm - black



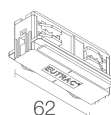
BE0030031
Lighting track 3-CCT aluminium 3000 mm - black



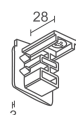
BE0031001
Supply connector earth conductor on left - black



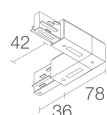
BE0031011
Supply connector earth conductor on right - black



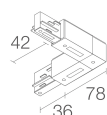
BE0031101
Concealed coupling with wiring - black



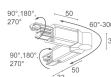
BE0031201
End cap - black



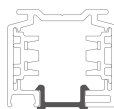
BE0031301
L-shaped coupling ground external - black



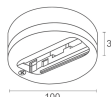
BE0031311
L-shaped coupling ground internal - black



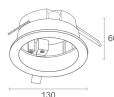
BE0031401
Flexible coupling - black



BE0032001
Cover - length 1000 mm - black



BE0036101
3-phase recessed monopoint - black



BE0036111
3-phase ceiling monopoint - black

L&L Luce&Light SRL reserves the right to change the information contained in this document at any time without prior notice being given.