









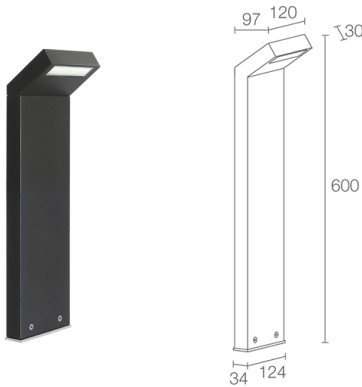


Made in Italy

 **Plin 1.1, code: PN11105AT**
Bollards for outdoor applications

04/04/2025 Rev. 15/2024






 kg 2,20
 





DESCRIPTION

bollard for outdoor applications; surface mounted (floor); Power consumption: 12W; Power supply: 230Vac; Lumen output at source: 1242 lm (3000K); Delivered lumen output: 558 lm (3000K); 18 mid-power LEDs, 3-step MacAdam, 50 000h L85 B10 (Ta 25°C); LED colour: 3000K; Optics: diffuse: optical system consisting of serigraphed, tempered, extra-clear microprismatic glass, housed inside the tilted head and illuminating the front and rear areas; Upward flux fraction: 1,2%; CRI Colour Rendering Index: 80; Body material: head made of aluminium alloy EN AB 46100, produced with die-casting. Body in aluminium alloy 6060, produced with die-casting; Finishes: cor-ten finish obtained through an initial treatment with a ceramic nanoparticle coating, to prepare for painting, followed by a coat of epoxy paint and one of polyester paint to provide corrosion resistance of more than 1500 hours of salt spray. Paints compliant with the Qualicoat standard used in the automotive sector; RAL finish on request; Screen material: screen in serigraphed, tempered, extra-clear microprismatic glass; built-in power supply unit; Ingress protection: IP65; Impact resistance: IK08; non-standard heights available on request; with watertight connector for cables up to Ø12 mm; Operating temperature: -20°C – +45°C; Glow wire test: 960°C; Photobiological safety: photobiological safety: risk group 1 according to EN 62471:2006; Appliance class: class I; Weight: 2200 g; Dimensions: 120x30x600 mm; Energy efficiency class: F (light source) in accordance with EU 2019/2015; tested and approved via E.O.L. (End Of Line) test with functioning test and check of electrical power consumption

Status: Available

ELECTRICAL CHARACTERISTICS

Power consumption	12W
Power supply	230Vac
Power supply unit	built-in power supply unit

LIGHTING CHARACTERISTICS

Number and type of LED	18 mid-power LEDs
Average LED life	50 000h L85 B10 (Ta 25°C)
LED colour	3000K
CRI Colour Rendering Index	80
Binning	3-step MacAdam
Optics	diffuse
Lumen output at source	1242 lm (3000K)
Delivered lumen output	558 lm (3000K)

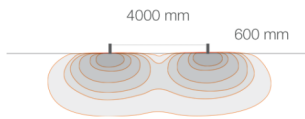
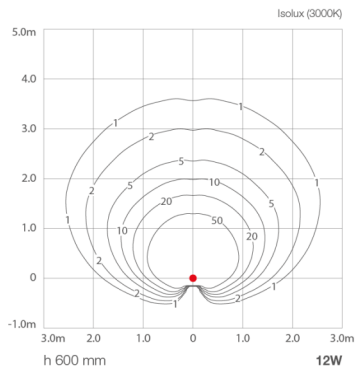
MECHANICAL CHARACTERISTICS

Dimensions	120x30x600 mm
Weight	2200 g
Finishes	cor-ten
Mounting	in-ground installation
Body material	head in die-cast aluminium, column in aluminium
Screen material	screen in serigraphed, tempered, extra-clear microprismatic glass

GENERAL CHARACTERISTICS

Ingress protection	IP65
Operating temperature	-20°C — +45°C
Impact resistance	IK08
Energy efficiency class	F (light source) in accordance with EU 2019/2015
Glow wire test	960°C
Appliance class	class I
Walkover	no
Drive-over	no
Photobiological safety	photobiological safety: risk group 1 according to EN 62471:2006
Notes	non-standard heights available on request; with watertight connector for cables up to Ø12 mm

PHOTOMETRIC DATA



L&L Luce&Light SRL reserves the right to change the information contained in this document at any time without prior notice being given.