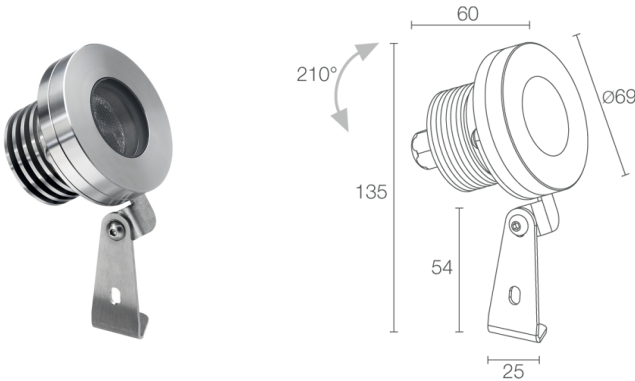



Made in Italy



Spot 2.6 316L, code: PW26005MI
Projectors for outdoor and underwater applications

21/11/2024 Rev. 28



DESCRIPTION

projector for outdoor and underwater applications; surface mounted (ceiling, wall, ground, spike), max depth 10 m; Power consumption: 6W; Power supply: 24Vdc; Lumen output at source: 436 lm (3000K); Delivered lumen output: 314 lm (3000K, 24°); 3 power LEDs, 1/4 ANSI BIN, 50 000h L90 B10 (Ta 25°C); LED colour: 3000K; Optics: 24°; CRI Colour Rendering Index: 80; Body material: body and trim in AISI 316L stainless steel; Screen material: screen in tempered, transparent extra-clear glass; power supply unit not included; includes 5 m neoprene cable H05RN-F 2x0.75/0.75 Ø6.3 mm; Ingress protection: IP68; Impact resistance: IK10; version with elliptical optics available on request; Casambi control using the Casambi app with dedicated electronics; Protection systems: IPS (Intelligent Protection System) protects lighting fixtures from water infiltrations, which can occur if there are faulty junctions between the cables in outdoor or underwater applications. This innovation, patented by L&L, also guarantees electrical protection against polarity reversal, hot plugging, ESD and power surges, which can occur if there are faults in the electrical circuit; Operating temperature: -20°C — +45°C (installation outdoors), 0°C — +45°C (installation underwater); Glow wire test: 960°; Photobiological safety: photobiological safety: risk group 1 according to EN 62471:2006; Appliance class: class III; Weight: 1000 g; Dimensions: Ø69x60mm; Energy efficiency class: F (light source) in accordance with EU 2019/2015; Accessories: WP0100 Spike for in-ground installation; tested and approved via E.O.L. (End Of Line) test with functioning test and check of electrical power consumption

Status: Available

ELECTRICAL CHARACTERISTICS

Power consumption	6W
Power supply	24Vdc
Power supply unit	power supply unit not included

LIGHTING CHARACTERISTICS

Number and type of LED	3 power LEDs
Average LED life	50 000h L90 B10 (Ta 25°C)
LED colour	3000K
CRI Colour Rendering Index	80
Binning	1/4 ANSI BIN
Optics	24°
Lumen output at source	436 lm (3000K)
Delivered lumen output	314 lm (3000K, 24°)

MECHANICAL CHARACTERISTICS

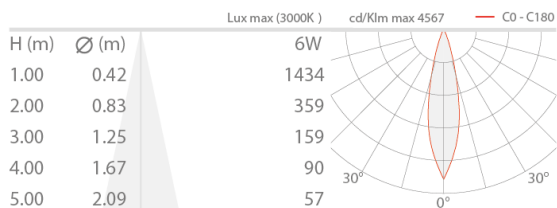
Dimensions	Ø69x60mm
Weight	1000 g
Mounting	with bracket, screws and plugs
Body material	body and trim in AISI 316L stainless steel
Screen material	screen in transparent, tempered extra-clear glass

GENERAL CHARACTERISTICS

Ingress protection	IP68
Operating temperature	-20°C — +45°C (installation outdoors), 0°C — +45°C (installation underwater)
Impact resistance	IK10
Energy efficiency class	F (light source) in accordance with EU 2019/2015
Glow wire test	960°
Appliance class	class III
Walkover	no
Drive-over	no
Power cables	includes 5 m neoprene cable H05RN-F 2x0.75/0.75 Ø6.3 mm
Protection systems	IPS (Intelligent Protection System)
Photobiological safety	photobiological safety: risk group 1 according to EN 62471:2006
Notes	version with elliptical optics available on request; Casambi control using the Casambi app with dedicated electronics

PHOTOMETRIC DATA

M - 24°



ACCESSORIES

Installation Accessories



WP0100

Spike for in-ground installation

L&L Luce&Light SRL reserves the right to change the information contained in this document at any time without prior notice being given.