





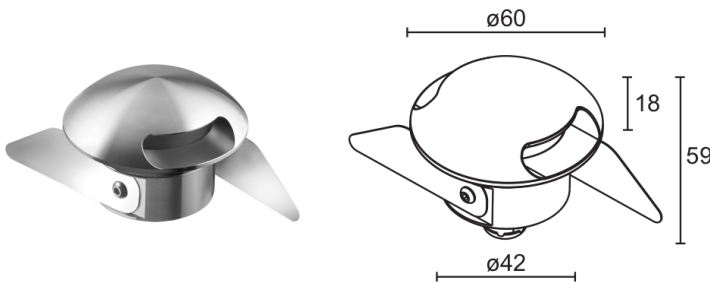
Made in Italy

 **Beam 2.6, code: CD26125DI**
Step lights for outdoor applications

17/08/2024 Rev. 41


 kg 0,25 - kg 0,47
 



CASAMBI  



DESCRIPTION

step light for outdoor applications, single or double beam; walkover; recessed (wall, floor); Power consumption: 2W; Power supply: 24Vdc; Lumen output at source: single beam: 145 lm (3000K); Delivered lumen output: single beam: 70 lm (3000K); 1 power LED, 1/4 ANSI BIN, 50 000h L90 B10 (Ta 25°C); LED colour: 3000K; Optics: radial; CRI Colour Rendering Index: 80; Body material: body and trim in stainless steel; Finishes: stainless steel; RAL finish on request; Screen material: screen in sandblasted plexiglass; Emission: single beam; power supply unit not included; includes 1.5 m neoprene cable, H05RN-F 2x0,35/0,75 Ø6,3 mm; Ingress protection: IP67; Impact resistance: IK09; Casambi control using the Casambi app with dedicated electronics; Protection systems: IPS (Intelligent Protection System) protects lighting fixtures from water infiltrations, which can occur if there are faulty junctions between the cables in outdoor or underwater applications. This innovation, patented by L&L, also guarantees electrical protection against polarity reversal, hot plugging, ESD and power surges, which can occur if there are faults in the electrical circuit; Operating temperature: -20°C — +45°C; Maximum device temperature: 60°C (Ta 25°C); Glow wire test: 730°; Photobiological safety: photobiological safety: risk group 1 according to EN 62471:2006; Appliance class: class III; Weight: stainless steel trim: 470 g, aluminium trim: 250 g; Dimensions: Ø60x59 mm; Cutout dimensions: Ø45 mm; Volume of thermal heatsink: Ø80x100 mm; Energy efficiency class: F (light source) in accordance with EU 2019/2015; Accessories: WC1501 Outer casing; tested and approved via E.O.L. (End Of Line) test with functioning test and check of electrical power consumption

Status: Available

ELECTRICAL CHARACTERISTICS

Power consumption	2W
Power supply	24Vdc
Power supply unit	power supply unit not included

LIGHTING CHARACTERISTICS

Number and type of LED	1 power LED
Average LED life	50 000h L90 B10 (Ta 25°C)
LED colour	3000K
CRI Colour Rendering Index	80
Binning	1/4 ANSI BIN
Optics	radial
Lumen output at source	single beam: 145 lm (3000K)
Delivered lumen output	single beam: 70 lm (3000K)

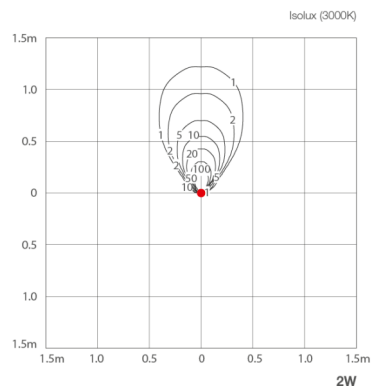
MECHANICAL CHARACTERISTICS

Dimensions	Ø60x59 mm
Weight	stainless steel trim: 470 g, aluminium trim: 250 g
Finishes	stainless steel
Mounting	with fixing springs or outer casing
Body material	body and trim in stainless steel
Screen material	screen in sandblasted plexiglass
Cutout dimensions	Ø45 mm
Volume of thermal heatsink	Ø80x100 mm

GENERAL CHARACTERISTICS

Ingress protection	IP67
Operating temperature	-20°C — +45°C
Impact resistance	IK09
Energy efficiency class	F (light source) in accordance with EU 2019/2015
Glow wire test	730°
Maximum device temperature	60°C (Ta 25°C)
Appliance class	class III
Walkover	yes
Drive-over	no
Emission	single beam
Power cables	includes 1.5 m neoprene cable, H05RN-F 2x0,35/0,75 Ø6,3 mm
Protection systems	IPS (Intelligent Protection System)
Photobiological safety	photobiological safety: risk group 1 according to EN 62471:2006
Notes	Casambi control using the Casambi app with dedicated electronics

PHOTOMETRIC DATA



ACCESSORIES

Installation Accessories



WC1501 Outer casing

L&L Luce&Light SRL reserves the right to change the information contained in this document at any time without prior notice being given.