

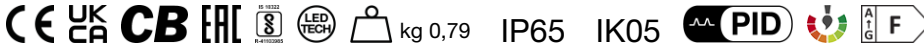


Made in Italy

 **Lyss 1.0, code: LY10115ZH**  
Projectors for outdoor applications

31/03/2025 Rev. 13/2024



## DESCRIPTION

projector for outdoor applications; surface mounted (windowsill, arch); Power consumption: 7W; Power supply: 230Vac; Lumen output at source: 530 lm (3000K, 7W); Delivered lumen output: 170 lm (3000K, 20°x180°, 7W); 2 power LEDs, 1/4 ANSI BIN, 50 000h L95 B10 (Ta 25°C); LED colour: 3000K; Optics: clear 10°x180°: optical system consisting of a clear TIR lens combined with a shielding element to obtain a clear and aberration-free semicircular light beam; CRI Colour Rendering Index: 80; Body material: body made of low-copper-content die-cast aluminium alloy EN AB 47100 for excellent resistance to corrosion; Finishes: anthracite finish obtained through an initial treatment with a ceramic nanoparticle coating, to prepare for painting, followed by a coat of epoxy paint and one of polyester paint to provide corrosion resistance of more than 1000 hours of salt spray. Paints compliant with the Qualicoat standard used in the automotive sector; RAL finish on request; Screen material: screen made of 4-mm curved extra-clear glass, printed inside with ceramic paint and serigraphed, with excellent resistance to scratches; built-in power supply unit; includes 1.5 m neoprene cable H05RN-F 3x1,0 Ø7 mm; Ingress protection: IP65; Impact resistance: IK05; Protection systems: The PID (Protective Impedance Device) protects lighting fixtures from electrical phenomena external to the system, such as static electricity accumulation or electromagnetic interference coming from the mains power. Generally, these are events with a low energy content; Operating temperature: -20°C — +45°C; Glow wire test: 960°C; Photobiological safety: photobiological safety: risk group 1 according to EN 62471:2006; Appliance class: class I; Weight: 790 g; Dimensions: 130x92x54 mm; Energy efficiency class: F (light source) in accordance with EU 2019/2015; Accessories: WC0301 Outer casing, WD0500H Connection housing - anthracite; tested and approved via E.O.L. (End Of Line) test with functioning test and check of electrical power consumption

Status: Available

### ELECTRICAL CHARACTERISTICS

Power consumption	7W
Power supply	230Vac
Power supply unit	built-in power supply unit

### LIGHTING CHARACTERISTICS

Number and type of LED	2 power LEDs
Average LED life	50 000h L95 B10 (Ta 25°C)
LED colour	3000K
CRI Colour Rendering Index	80
Binning	1/4 ANSI BIN
Optics	clear 10°x180°
Lumen output at source	530 lm (3000K, 7W)
Delivered lumen output	170 lm (3000K, 20°x180°, 7W)

### MECHANICAL CHARACTERISTICS

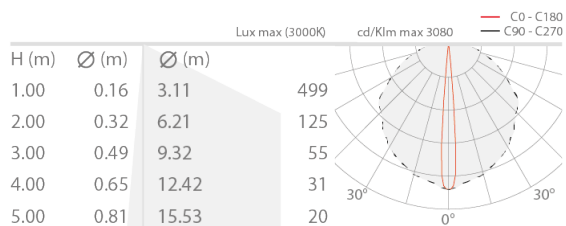
Dimensions	130x92x54 mm
Weight	790 g
Finishes	anthracite
Mounting	with adjustable mounting plate
Body material	body in die-cast aluminium
Screen material	screen in serigraphed extra-clear glass

### GENERAL CHARACTERISTICS

Ingress protection	IP65
Operating temperature	-20°C — +45°C
Impact resistance	IK05
Energy efficiency class	F (light source) in accordance with EU 2019/2015
Glow wire test	960°C
Appliance class	class I
Walkover	no
Drive-over	no
Power cables	includes 1.5 m neoprene cable H05RN-F 3x1,0 Ø7 mm
Protection systems	PID (Protective Impedance Device)
Photobiological safety	photobiological safety: risk group 1 according to EN 62471:2006


PHOTOMETRIC DATA

Z – 10°x180°



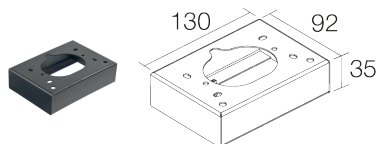
ACCESSORIES

Installation Accessories



WC0301  
Outer casing

Other



WD0500H  
Connection housing - anthracite

L&L Luce&Light SRL reserves the right to change the information contained in this document at any time without prior notice being given.