



Made in Italy

 **Lyss 1.0, code: LY1010FZE**  
Projectors for outdoor applications

18/07/2024 Rev. 36



## DESCRIPTION

projector for outdoor applications; surface mounted (windowsill, arch); Power consumption: 5W; Power supply: 230Vac; Lumen output at source: 347 lm (3000K, 5W); Delivered lumen output: 109 lm (3000K, 20°x180°, 5W); 2 power LEDs, 1/4 ANSI BIN, 50 000h L95 B10 (Ta 25°C); LED colour: 2700K; Optics: clear 10°x180°: optical system consisting of a clear TIR lens combined with a shielding element to obtain a clear and aberration-free semicircular light beam; CRI Colour Rendering Index: 80; Body material: body made of low-copper-content die-cast aluminium alloy EN AB 47100 for excellent resistance to corrosion; Finishes: white finish obtained through an initial treatment with a ceramic nanoparticle coating, to prepare for painting, followed by a coat of epoxy paint and one of polyester paint to provide corrosion resistance of more than 1000 hours of salt spray. Paints compliant with the Qualicoat standard used in the automotive sector (RAL 9003); RAL finish on request; Screen material: screen made of 4-mm curved extra-clear glass, printed inside with ceramic paint and serigraphed, with excellent resistance to scratches; built-in power supply unit; includes 1.5 m neoprene cable H05RN-F 3x1,0 Ø7 mm; Ingress protection: IP65; Impact resistance: IK05; Casambi-compatible version, controllable with the Casambi app, available on request; Protection systems: The PID (Protective Impedance Device) protects lighting fixtures from electrical phenomena external to the system, such as static electricity accumulation or electromagnetic interference coming from the mains power. Generally, these are events with a low energy content; Operating temperature: -20°C — +45°C; Glow wire test: 960°; Photobiological safety: photobiological safety: risk group 1 according to EN 62471:2006; Appliance class: class I; Weight: 790 g; Dimensions: 130x92x54 mm; Energy efficiency class: F (light source) in accordance with EU 2019/2015; Accessories: WC0301 Outer casing, WD0500E Connection housing - white; tested and approved via E.O.L. (End Of Line) test with functioning test and check of electrical power consumption

Status: Available

**ELECTRICAL CHARACTERISTICS**

Power consumption	5W
Power supply	230Vac
Power supply unit	built-in power supply unit

**LIGHTING CHARACTERISTICS**

Number and type of LED	2 power LEDs
Average LED life	50 000h L95 B10 (Ta 25°C)
LED colour	2700K
CRI Colour Rendering Index	80
Binning	1/4 ANSI BIN
Optics	clear 10°x180°
Lumen output at source	347 lm (3000K, 5W)
Delivered lumen output	109 lm (3000K, 20°x180°, 5W)

**MECHANICAL CHARACTERISTICS**

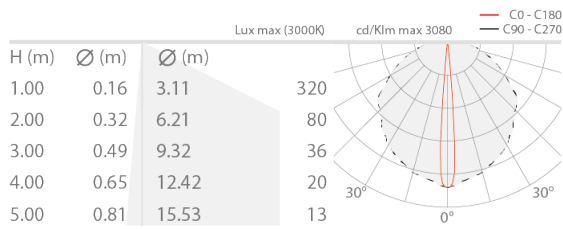
Dimensions	130x92x54 mm
Weight	790 g
Finishes	white RAL 9003
Mounting	with adjustable mounting plate
Body material	body in die-cast aluminium
Screen material	screen in serigraphed extra-clear glass

**GENERAL CHARACTERISTICS**

Ingress protection	IP65
Operating temperature	-20°C — +45°C
Impact resistance	IK05
Energy efficiency class	F (light source) in accordance with EU 2019/2015
Glow wire test	960°
Appliance class	class I
Walkover	no
Drive-over	no
Power cables	includes 1.5 m neoprene cable H05RN-F 3x1,0 Ø7 mm
Protection systems	PID (Protective Impedance Device)
Photobiological safety	photobiological safety: risk group 1 according to EN 62471:2006
Notes	Casambi-compatible version, controllable with the Casambi app, available on request

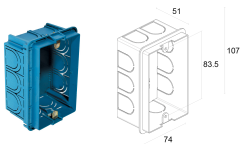
PHOTOMETRIC DATA

Z - 10°x180°



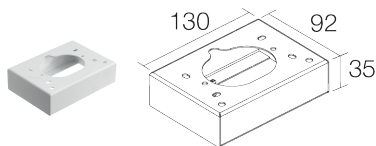
ACCESSORIES

Installation Accessories



WC0301  
Outer casing

Other



WD0500E  
Connection housing - white

L&L Luce&Light SRL reserves the right to change the information contained in this document at any time without prior notice being given.