

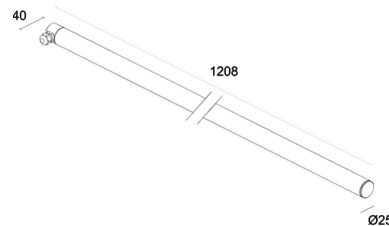

Made in Italy



Trevi 1.1, code: TR11005MA

Linear profiles for outdoor and underwater applications

21/11/2024 Rev. 33



DESCRIPTION

linear profile for outdoor and underwater applications; surface mounted (ceiling, wall, ground), max depth 10 m; Power consumption: 14W; Power supply: 24Vdc; Lumen output at source: 1237 lm (3000K, optics version); Delivered lumen output: 1008 lm (3000K, 40°); 12 power LEDs, 1/4 ANSI BIN, 50 000h L90 B10 (Ta 25°C); LED colour: 3000K; Optics: 40°; CRI Colour Rendering Index: 80; Body material: end caps in AISI 316L stainless steel; Screen material: screen in transparent polycarbonate; power supply unit not included; includes 5 m neoprene cable H05RN-F 2x0,75 Ø6,3 mm; Ingress protection: IP68; Impact resistance: IK10; available on request in 313mm-long, 5W (diffuse optics), 4W (with multiple optics) and 5W (RGB) versions; Casambi control using the Casambi app with dedicated electronics; Protection systems: IPS (Intelligent Protection System) protects lighting fixtures from water infiltrations, which can occur if there are faulty junctions between the cables in outdoor or underwater applications. This innovation, patented by L&L, also guarantees electrical protection against polarity reversal, hot plugging, ESD and power surges, which can occur if there are faults in the electrical circuit; Operating temperature: -20°C — +45°C (installation outdoors), 0°C — +45°C (installation underwater); Photobiological safety: photobiological safety: risk group 1 according to EN 62471:2006; Appliance class: class III; Weight: 800 g; Dimensions: Ø25x1208 mm; Energy efficiency class: F (light source) in accordance with EU 2019/2015; Accessories: WM0501 Clips pair, WM0502 Pair of tamper-resistant clips, WMA07 Suspension kit; tested and approved via E.O.L. (End Of Line) test with functioning test and check of electrical power consumption

Status: Available

ELECTRICAL CHARACTERISTICS

Power consumption	14W
Power supply	24Vdc
Power supply unit	power supply unit not included

LIGHTING CHARACTERISTICS

Number and type of LED	12 power LEDs
Average LED life	50 000h L90 B10 (Ta 25°C)
LED colour	3000K
CRI Colour Rendering Index	80
Binning	1/4 ANSI BIN
Optics	40°
Lumen output at source	1237 lm (3000K, optics version)
Delivered lumen output	1008 lm (3000K, 40°)

MECHANICAL CHARACTERISTICS

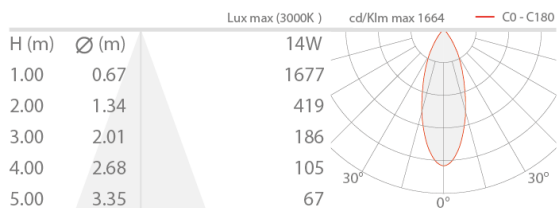
Dimensions	Ø25x1208 mm
Weight	800 g
Mounting	with clips, screws and plugs
Body material	end caps in AISI 316L stainless steel
Screen material	screen in transparent polycarbonate

GENERAL CHARACTERISTICS

Ingress protection	IP68
Operating temperature	-20°C — +45°C (installation outdoors), 0°C — +45°C (installation underwater)
Impact resistance	IK10
Energy efficiency class	F (light source) in accordance with EU 2019/2015
Appliance class	class III
Walkover	no
Drive-over	no
Power cables	includes 5 m neoprene cable H05RN-F 2x0,75 Ø6,3 mm
Protection systems	IPS (Intelligent Protection System)
Photobiological safety	photobiological safety: risk group 1 according to EN 62471:2006
Notes	available on request in 313mm-long, 5W (diffuse optics), 4W (with multiple optics) and 5W (RGB) versions; Casambi control using the Casambi app with dedicated electronics

PHOTOMETRIC DATA

M - 40°



ACCESSORIES

Other



WM0501

Clips pair

Required installation accessories, not included



WM0502

Pair of tamper-resistant clips

Required installation accessories, not included



WMA07

Suspension kit

Required installation accessories, not included

L&L Luce&Light SRL reserves the right to change the information contained in this document at any time without prior notice being given.