

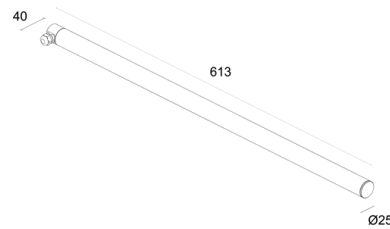

Made in Italy



Trevi 1.0, code: TR10005MA

Linear profiles for outdoor and underwater applications

21/11/2024 Rev. 35



DESCRIPTION

linear profile for outdoor and underwater applications; surface mounted (ceiling, wall, ground), max depth 10 m; Power consumption: 7W; Power supply: 24Vdc; Lumen output at source: 619 lm (3000K, optics version); Delivered lumen output: 504 lm (3000K, 40°); 6 power LEDs, 1/4 ANSI BIN, 50 000h L90 B10 (Ta 25°C); LED colour: 3000K; Optics: 40°; CRI Colour Rendering Index: 80; Body material: end caps in AISI 316L stainless steel; Screen material: screen in transparent polycarbonate; power supply unit not included; includes 5 m neoprene cable H05RN-F 2x0,75 Ø6,3 mm; Ingress protection: IP68; Impact resistance: IK10; available on request in 313mm-long, 5W (diffuse optics), 4W (with multiple optics) and 5W (RGB) versions; Casambi control using the Casambi app with dedicated electronics; Protection systems: IPS (Intelligent Protection System) protects lighting fixtures from water infiltrations, which can occur if there are faulty junctions between the cables in outdoor or underwater applications. This innovation, patented by L&L, also guarantees electrical protection against polarity reversal, hot plugging, ESD and power surges, which can occur if there are faults in the electrical circuit; Operating temperature: -20°C — +45°C (installation outdoors), 0°C — +45°C (installation underwater); Photobiological safety: photobiological safety: risk group 1 according to EN 62471:2006; Appliance class: class III; Weight: 400 g; Dimensions: Ø25x613 mm; Energy efficiency class: F (light source) in accordance with EU 2019/2015; Accessories: WM0501 Clips pair, WM0502 Pair of tamper-resistant clips, WMA07 Suspension kit; tested and approved via E.O.L. (End Of Line) test with functioning test and check of electrical power consumption

Status: Available

ELECTRICAL CHARACTERISTICS

Power consumption	7W
Power supply	24Vdc
Power supply unit	power supply unit not included

LIGHTING CHARACTERISTICS

Number and type of LED	6 power LEDs
Average LED life	50 000h L90 B10 (Ta 25°C)
LED colour	3000K
CRI Colour Rendering Index	80
Binning	1/4 ANSI BIN
Optics	40°
Lumen output at source	619 lm (3000K, optics version)
Delivered lumen output	504 lm (3000K, 40°)

MECHANICAL CHARACTERISTICS

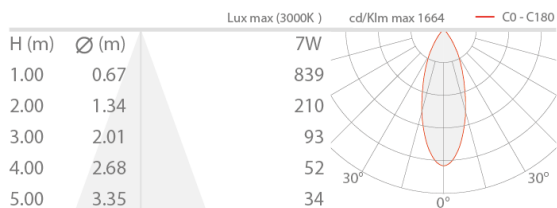
Dimensions	Ø25x613 mm
Weight	400 g
Mounting	with clips, screws and plugs
Body material	end caps in AISI 316L stainless steel
Screen material	screen in transparent polycarbonate

GENERAL CHARACTERISTICS

Ingress protection	IP68
Operating temperature	-20°C — +45°C (installation outdoors), 0°C — +45°C (installation underwater)
Impact resistance	IK10
Energy efficiency class	F (light source) in accordance with EU 2019/2015
Appliance class	class III
Walkover	no
Drive-over	no
Power cables	includes 5 m neoprene cable H05RN-F 2x0,75 Ø6,3 mm
Protection systems	IPS (Intelligent Protection System)
Photobiological safety	photobiological safety: risk group 1 according to EN 62471:2006
Notes	available on request in 313mm-long, 5W (diffuse optics), 4W (with multiple optics) and 5W (RGB) versions; Casambi control using the Casambi app with dedicated electronics

PHOTOMETRIC DATA

M - 40°



ACCESSORIES

Other



WM0501

Clips pair

Required installation accessories, not included



WM0502

Pair of tamper-resistant clips

Required installation accessories, not included



WMA07

Suspension kit

Required installation accessories, not included

L&L Luce&Light SRL reserves the right to change the information contained in this document at any time without prior notice being given.