
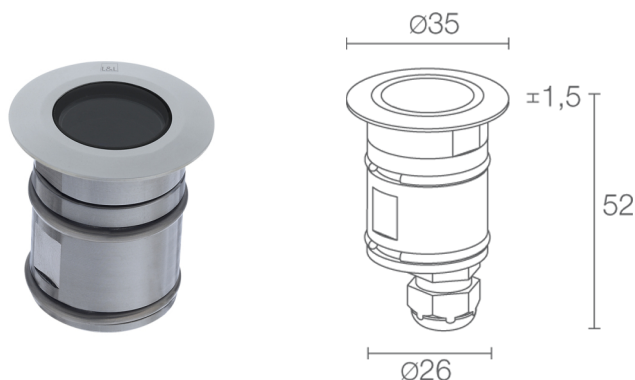


Made in Italy

 **Bright 1.6, code: CB16005DI**
Recessed for outdoor applications

31/03/2025 Rev. 15/2024



DESCRIPTION

recessed for outdoor applications (not suitable for use in immersion in swimming pools or fountains); walkover; recessed (ceiling, wall, floor); Power consumption: 2W; Power supply: 24Vdc; Lumen output at source: 195 lm (3000K); Delivered lumen output: 127 lm (3000K, 21°); 1 power LED, 2-step MacAdam, 60 000h L90 B10 (Ta 25°C); LED colour: 3000K; Optics: diffuse; CRI Colour Rendering Index: 80; Body material: body and trim in AISI 316L stainless steel; RAL finish on request; Screen material: screen in tempered, acid-etched glass; Thickness of installation surface: min 5 mm, max 30 mm; power supply unit not included; includes 1.5 m neoprene cable, H05RN-F 2x0,35/0,75 Ø6,3 mm; Ingress protection: IP65, IP68; Impact resistance: IK10; Casambi control using the Casambi app with dedicated electronics; Protection systems: IPS (Intelligent Protection System) protects lighting fixtures from water infiltrations, which can occur if there are faulty junctions between the cables in outdoor or underwater applications. This innovation, patented by L&L, also guarantees electrical protection against polarity reversal, hot plugging, ESD and power surges, which can occur if there are faults in the electrical circuit; Operating temperature: -20°C — +45°C; Maximum device temperature: 50°C (Ta 25°C); Glow wire test: 960°C; Photobiological safety: in accordance with IEC TR 62778:2014; Appliance class: class III; Weight: 200 g; Dimensions: Ø35x52 mm; Cutout dimensions: Ø30 mm; Volume of thermal heatsink: Ø80x100 mm; Energy efficiency class: F (light source) in accordance with EU 2019/2015; Accessories: WC0202 Outer casing, WG0301 Retaining spring clip Ø30mm; tested and approved via E.O.L. (End Of Line) test with functioning test and check of electrical power consumption

Status: Available

ELECTRICAL CHARACTERISTICS

Power consumption	2W
Power supply	24Vdc
Power supply unit	power supply unit not included

LIGHTING CHARACTERISTICS

Number and type of LED	1 power LED
Average LED life	60 000h L90 B10 (Ta 25°C)
LED colour	3000K
CRI Colour Rendering Index	80
Binning	2-step MacAdam
Optics	diffuse
Lumen output at source	195 lm (3000K)
Delivered lumen output	127 lm (3000K, 21°)

MECHANICAL CHARACTERISTICS

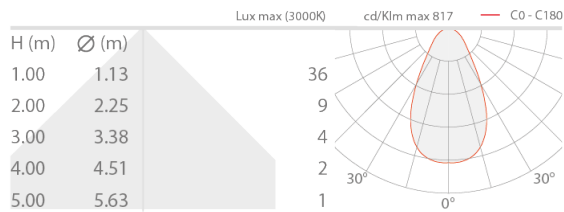
Dimensions	Ø35x52 mm
Weight	200 g
Mounting	with fixing springs or outer casing
Body material	body and trim in AISI 316L stainless steel
Screen material	screen in tempered, acid-etched glass
Cutout dimensions	Ø30 mm
Volume of thermal heatsink	Ø80x100 mm

GENERAL CHARACTERISTICS

Ingress protection	IP65, IP68
Operating temperature	-20°C — +45°C
Impact resistance	IK10
Energy efficiency class	F (light source) in accordance with EU 2019/2015
Glow wire test	960°C
Maximum device temperature	50°C (Ta 25°C)
Appliance class	class III
Walkover	yes
Drive-over	no
Power cables	includes 1.5 m neoprene cable, H05RN-F 2x0,35/0,75 Ø6,3 mm
Protection systems	IPS (Intelligent Protection System)
Photobiological safety	in accordance with IEC TR 62778:2014
Notes	Casambi control using the Casambi app with dedicated electronics

PHOTOMETRIC DATA

D – Diffuse / Diffuso



ACCESSORIES

Installation Accessories



WC0202
Outer casing



WG0301
Retaining spring clip Ø30mm

L&L Luce&Light SRL reserves the right to change the information contained in this document at any time without prior notice being given.