


Made in Italy

 **Metope 3.2, code: TM320010005LLE**
Wall mounted for outdoor applications

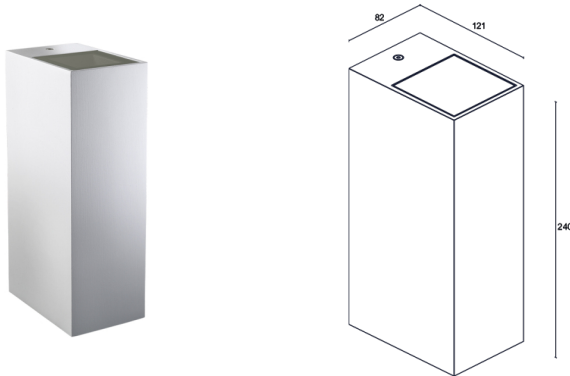
17/08/2024 Rev. 44






 24Vdc
 
 kg 2,120
 



DESCRIPTION

wall mounted for outdoor applications, double beam; surface mounted (wall); Power consumption: 19W; Power supply: 24Vdc; Lumen output at source: 2200 lm; Delivered lumen output: 1522 lm (16°, 3000K); 2 COB LEDs, 2-step MacAdam, 60 000h L80 B10 (Ta 25°C); LED colour: 3000K; Optics: 37°+37°: double-beam optical system consisting of a high-efficiency, recessed TIR lens combined with a high-quality technical filter; CRI Colour Rendering Index: >90; Body material: body made of low-copper-content die-cast aluminium alloy EN AB 47100 for excellent resistance to corrosion; Finishes: white finish obtained through an initial treatment with a ceramic nanoparticle coating, to prepare for painting, followed by a coat of epoxy paint and one of polyester paint to provide corrosion resistance of more than 1500 hours of salt spray. Paints compliant with the Qualicoat standard used in the automotive sector (RAL 9003); RAL finish on request; Screen material: 3-mm-thick transparent extra-clear glass, with high transmittance to ensure chromatic uniformity of light and tempered for excellent resistance to knocks and scratches, with RAL 7015 grey vitrified serigraphy around the edge; Installation: the symmetrical mounting bracket means the device can be installed without any restrictions on orientation between the bracket and the body of the device; power supply unit not included; Ingress protection: IP65; Impact resistance: IK05; Non-standard light output combinations available on request; spacer with RAL finish available on request; only compatible with Casambi in the 24Vdc version; Casambi control using the Casambi app with dedicated electronics; Operating temperature: -20°C — +50°C; Glow wire test: 960°; Appliance class: class III; Weight: 2120 g; Dimensions: 82x121x240 mm; Energy efficiency class: F (light source) in accordance with EU 2019/2015; Accessories: WDA21E Spacer - white; tested and approved via E.O.L. (End Of Line) test with functioning test and check of electrical power consumption

Status: Available

ELECTRICAL CHARACTERISTICS

Power consumption	19W
Power supply	24Vdc
Power supply unit	power supply unit not included

LIGHTING CHARACTERISTICS

Number and type of LED	2 COB LEDs
Average LED life	60 000h L80 B10 (Ta 25°C)
LED colour	3000K
CRI Colour Rendering Index	>90
Binning	2-step MacAdam
Optics	37°+37°
Lumen output at source	2200 lm
Delivered lumen output	1522 lm (16°, 3000K)

MECHANICAL CHARACTERISTICS

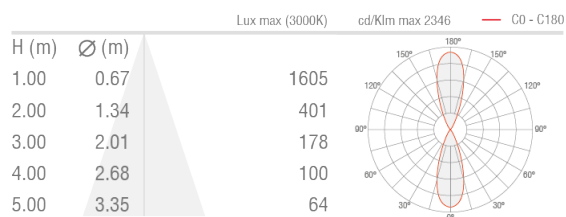
Dimensions	82x121x240 mm
Weight	2120 g
Finishes	white RAL 9003
Mounting	with screws and plugs
Body material	body in die-cast aluminium
Screen material	screen in serigraphed-grey and transparent, tempered extra-clear glass

GENERAL CHARACTERISTICS

Ingress protection	IP65
Operating temperature	-20°C — +50°C
Impact resistance	IK05
Energy efficiency class	F (light source) in accordance with EU 2019/2015
Glow wire test	960°
Appliance class	class III
Walkover	no
Drive-over	no
Notes	Non-standard light output combinations available on request; spacer with RAL finish available on request; only compatible with Casambi in the 24Vdc version; Casambi control using the Casambi app with dedicated electronics

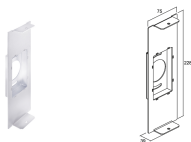
PHOTOMETRIC DATA

LL – 37°



ACCESSORIES

Installation Accessories



WDA21E
Spacer - white

L&L Luce&Light SRL reserves the right to change the information contained in this document at any time without prior notice being given.