
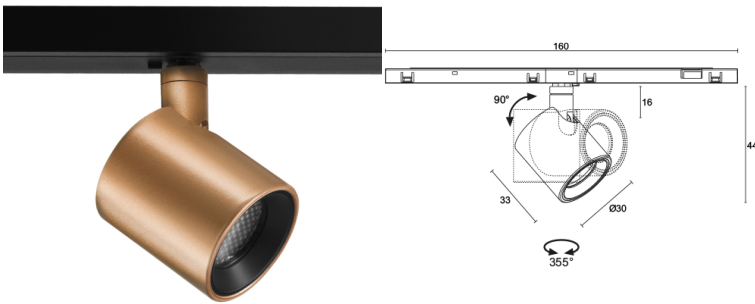


Made in Italy

 **Krill Track 3.0, code: KT3030100050LY**
Projectors for indoor applications

21/11/2024 Rev. 61



DESCRIPTION

projector for indoor applications; on track; Power consumption: 5,5W; Power supply: 48Vdc; Lumen output at source: 452 lm (3000K); Delivered lumen output: 281 lm (3000K, 23°); 1 power LED High Intensity, 2-step MacAdam, 50 000h L90 B10 (Ta 25°C); LED colour: 3000K; Optics: 33°: optical system consisting of a high-efficiency TIR lens; CRI Colour Rendering Index: >90; Body material: body made of ANTICORODAL EN AW 6026 low-copper-content aluminium alloy for excellent resistance to corrosion, made entirely on a CNC lathe. Joint made of brass and produced entirely on a CNC lathe. Track adapter in black polyamide; Finishes: cylindrical cover and joint painted rose gold, body electro-coloured black; RAL finish on request; power supply unit not included; Control system: ON/OFF; Ingress protection: IP40; surface-mounted track in a white finish available on request DALI-2 versions require a DALI Master Controller; built-in protection fuse, protection against voltage spikes; built-in heat protection; Operating temperature: 0°C — +35°C; Glow wire test: 960°; Photobiological safety: in accordance with IEC TR 62778:2014; Appliance class: class III; Weight: 70 g; Dimensions: 160x33x52 mm; Energy efficiency class: F (light source) in accordance with EU 2019/2015; Accessories: BE0030004 2 m recessed track, BE0030005 1 m recessed track, BE0030012 1 m surface-mounted track, BE0030025 2 m surface-mounted track, BE0030026 Straight connector, BE0031003 End cap, recessed track, BE0031006 Vertical L-shaped connector cover for surface-mounted track, BE0031007 Horizontal L-shaped connector cover for surface-mounted track, BE0031008 Flexible connector, BE0031009 Vertical connector, ceiling-wall, BE003100A Horizontal connector, BE003100B Concealable power supply end cap, BE00310N0 End cap, surface-mounted track, BE0032005 Black cover, surface-mounted track – 3 m, BE0032006 Black cover, recessed track – 3 m, BE003TE20 Power supply end cap, WBA01Y Standard snoot - rose gold, WHK130A0 Honeycomb louvre; tested and approved via E.O.L. (End Of Line) test with functioning test and check of electrical power consumption

Status: Available

ELECTRICAL CHARACTERISTICS

Power consumption	5,5W
Power supply	48Vdc
Power supply unit	power supply unit not included
Control system	ON/OFF

LIGHTING CHARACTERISTICS

Number and type of LED	1 power LED High Intensity
Average LED life	50 000h L90 B10 (Ta 25°C)
LED colour	3000K
CRI Colour Rendering Index	>90
Binning	2-step MacAdam
Optics	33°
Lumen output at source	452 lm (3000K)
Delivered lumen output	281 lm (3000K, 23°)

MECHANICAL CHARACTERISTICS

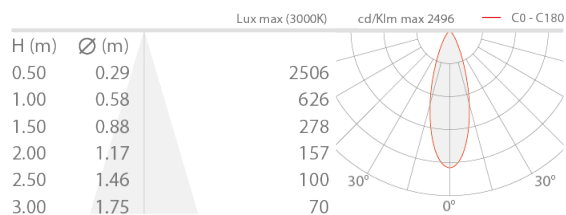
Dimensions	160x33x52 mm
Weight	70 g
Finishes	rose gold
Mounting	with track adaptor
Body material	body in anticorodal aluminium, joint in brass, adapter in polyamide

GENERAL CHARACTERISTICS

Ingress protection	IP40
Operating temperature	0°C — +35°C
Energy efficiency class	F (light source) in accordance with EU 2019/2015
Glow wire test	960°
Appliance class	class III
Walkover	no
Drive-over	no
Photobiological safety	in accordance with IEC TR 62778:2014
Notes	surface-mounted track in a white finish available on request DALI-2 versions require a DALI Master Controller; built-in protection fuse, protection against voltage spikes; built-in heat protection

PHOTOMETRIC DATA

L – 33°

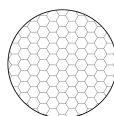


ACCESSORIES

Anti-glare




WBA01Y
Standard snoot - rose gold




WHKI30A0
Honeycomb louvre

Other



BE0030004
2 m recessed track
Required installation accessories, not included



BE0030005
1 m recessed track
Required installation accessories, not included



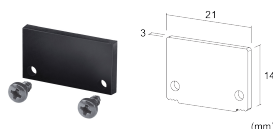
BE0030012
1 m surface-mounted track
Required installation accessories, not included



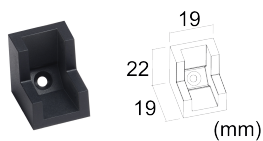
BE0030025
2 m surface-mounted track
Required installation accessories, not included



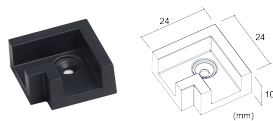
BE0030026
Straight connector



BE0031003
End cap, recessed track



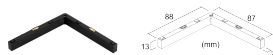
BE0031006
Vertical L-shaped connector cover for surface-mounted track



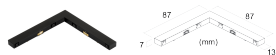
BE0031007
Horizontal L-shaped connector cover for surface-mounted track



BE0031008
Flexible connector



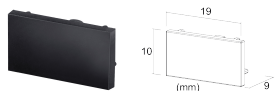
BE0031009
Vertical connector, ceiling-wall



BE003100A
Horizontal connector



BE003100B
Concealable power supply end cap
Required installation accessories, not included




BE00310N0
End cap, surface-mounted track



BE0032005
Black cover, surface-mounted track – 3 m



BE0032006
Black cover, recessed track – 3 m



BE003TE20
Power supply end cap
Required installation accessories, not included

L&L Luce&Light SRL reserves the right to change the information contained in this document at any time without prior notice being given.