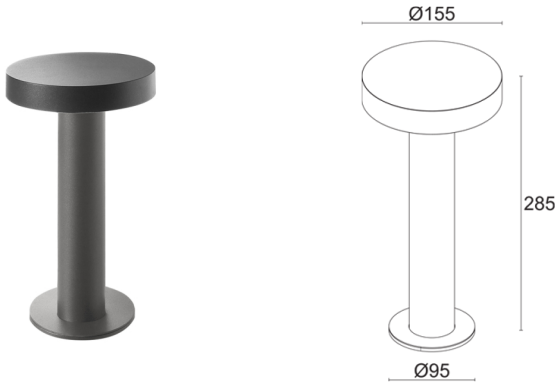


Made in Italy

 Plin 6.0, code: PN6010000050AH
Bollards for outdoor applications

04/04/2025 Rev. 07/2024



DESCRIPTION

bollard for outdoor applications; surface mounted (floor); Power consumption: 14W; Power supply: 230Vac; Lumen output at source: 1560 lm (3000K); Delivered lumen output: 1160 lm (3000K); 8 power LEDs, 2-step MacAdam, 60 000h L90 B10 (Ta 25°C); LED colour: 3000K; Optics: asymmetrical circular: optical system composed of 8 TIR lenses protected by serigraphed, acid-etched and tempered extra-clear glass. Positioned inside the head perpendicular to the body, this system provides perfect 360° illumination. The product achieves full cut-off; CRI Colour Rendering Index: 80; Body material: head made of ANTICORODAL 6082 aluminium alloy, made entirely on a CNC lathe. Body and base trim piece laser cut from AISI 316L stainless steel; Finishes: anthracite finish obtained through an initial treatment with a ceramic nanoparticle coating, to prepare for painting, followed by a coat of epoxy paint and one of polyester paint to provide corrosion resistance of more than 1500 hours of salt spray. Paints compliant with the Qualicoat standard used in the automotive sector; RAL finish on request; Screen material: 5-mm-thick acid-etched extra-clear glass, tempered for excellent resistance to knocks and scratches, and serigraphed; Installation: with a plate to put on the base to cover the screws; built-in power supply unit; Ingress protection: IP65; Impact resistance: IK07; non-standard heights available on request; with watertight connector for cables up to Ø12 mm; Protection systems: The PID (Protective Impedance Device) protects lighting fixtures from electrical phenomena external to the system, such as static electricity accumulation or electromagnetic interference coming from the mains power. Generally, these are events with a low energy content; Operating temperature: -20°C — +45°C; Glow wire test: 960°C; Photobiological safety: in accordance with IEC TR 62778:2014; Appliance class: class I; Weight: 2000 g; Dimensions: Ø155x285 mm; Energy efficiency class: F (light source) in accordance with EU 2019/2015; Accessories: WPA00 Spike for in-ground installation; tested and approved via E.O.L. (End Of Line) test with functioning test and check of electrical power consumption

Status: Available

ELECTRICAL CHARACTERISTICS

Power consumption	14W
Power supply	230Vac
Power supply unit	built-in power supply unit

LIGHTING CHARACTERISTICS

Number and type of LED	8 power LEDs
Average LED life	60 000h L90 B10 (Ta 25°C)
LED colour	3000K
CRI Colour Rendering Index	80
Binning	2-step MacAdam
Optics	asymmetrical circular
Lumen output at source	1560 lm (3000K)
Delivered lumen output	1160 lm (3000K)

MECHANICAL CHARACTERISTICS

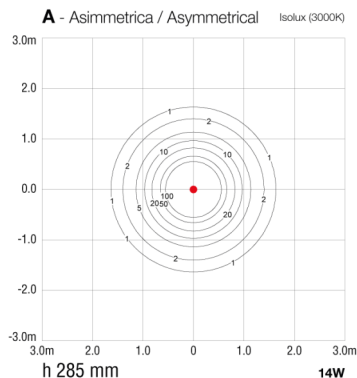
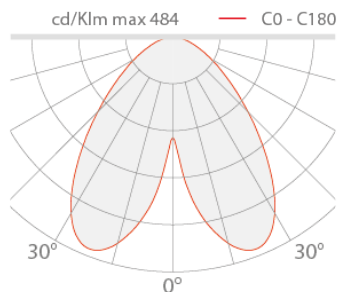
Dimensions	Ø155x285 mm
Weight	2000 g
Finishes	anthracite
Mounting	in-ground installation
Body material	head in aluminium, column in AISI 316L stainless steel
Screen material	screen in serigraphed, acid-etched, tempered extra-clear glass

GENERAL CHARACTERISTICS

Ingress protection	IP65
Operating temperature	-20°C — +45°C
Impact resistance	IK07
Energy efficiency class	F (light source) in accordance with EU 2019/2015
Glow wire test	960°C
Appliance class	class I
Walkover	no
Drive-over	no
Protection systems	PID (Protective Impedance Device)
Photobiological safety	in accordance with IEC TR 62778:2014
Notes	non-standard heights available on request; with watertight connector for cables up to Ø12 mm

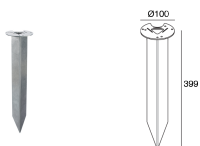
PHOTOMETRIC DATA

A – Asymmetrical



ACCESSORIES

Installation Accessories



WPA00

Spike for in-ground installation

L&L Luce&Light SRL reserves the right to change the information contained in this document at any time without prior notice being given.