


Made in Italy

 Strip LED Plus, code: BASSTPLU20001F5
Linear profiles for indoor applications

17/07/2024 Rev. 27



DESCRIPTION

linear profile for indoor applications; recessed, surface mounted (ceiling, wall, floor); Power consumption: 14,4W; Power supply: 24Vdc; Delivered lumen output: 1500 lm/m; 240 mid-power LEDs; LED colour: 2700K; CRI Colour Rendering Index: 95; Length: 5 m; power supply unit not included; Ingress protection: IP20; Dimensions: 5000 mm / 30000 mm; Energy efficiency class: F (light source) in accordance with EU 2019/2015; Accessories: WDA01 Profile - Line, WDA01B Profile - Line, WDA02 Profile - Line, WDA03 Profile - Plaster, WDA04 Profile - Plaster, WDA05 Profile - Corner, WDA05N Profile - Corner, WDA05Z Profile - Corner, WDA06 Profile - Corner, WDA07 Profile - Line Plus, WDA08 Profile - Line Plus, WDA09 Profile - Plaster Plus, WDA10 Profile - Plaster Plus, WDA12 Profile - Lyna, WDA13 Profile - Lyna, WEA02 End cap - Line, WEA03 End cap with hole - Line, WEA04 End cap with hole - Plaster, WEA05 End cap - Corner, WEA06 End cap with hole - Corner, WEA07 End cap - Line Plus, WEA08 End cap with hole - Line Plus, WR0000S1M Cover - Line / Line Plus / Plaster / Plaster Plus / Corner, WR0000S1S Cover - Line / Line Plus / Plaster / Plaster Plus / Corner, WR0000S1T Cover - Line / Line Plus / Plaster / Plaster Plus / Corner, WR0000S2M Cover - Line / Line Plus / Plaster / Plaster Plus / Corner, WR0000S2S Cover - Line / Line Plus / Plaster / Plaster Plus / Corner, WR0000S2T Cover - Line / Line Plus / Plaster / Plaster Plus / Corner, WR0000S3S Cover - Lyna, WR0000S4M Cover - Lyna, WR0000S4S Cover - Lyna, WR0000S5M Cover - Lyna; tested and approved via E.O.L. (End Of Line) test with functioning test and check of electrical power consumption

Status: Product being discontinued

ELECTRICAL CHARACTERISTICS

Power consumption	14,4W
Power supply	24Vdc
Power supply unit	power supply unit not included

LIGHTING CHARACTERISTICS

Number and type of LED	240 mid-power LEDs
LED colour	2700K
CRI Colour Rendering Index	95
Delivered lumen output	1500 lm/m

MECHANICAL CHARACTERISTICS

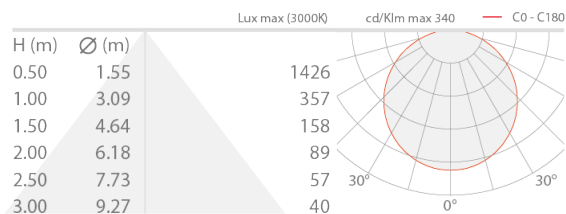
Dimensions	5000 mm / 30000 mm
------------	--------------------

GENERAL CHARACTERISTICS

Ingress protection	IP20
Energy efficiency class	F (light source) in accordance with EU 2019/2015
Walkover	no
Drive-over	no
Length	5 m

PHOTOMETRIC DATA

PLUS – 100cm FROST



ACCESSORIES

Optical Accessories



WR0000S1M

Cover - Line / Line Plus / Plaster / Plaster Plus / Corner
milky - 2000 mm



WR0000S1S

Cover - Line / Line Plus / Plaster / Plaster Plus / Corner
frosted - 2000 mm



WR0000S1T

Cover - Line / Line Plus / Plaster / Plaster Plus / Corner
transparent - 2000 mm



WR0000S2M

Cover - Line / Line Plus / Plaster / Plaster Plus / Corner
milky - 3000 mm



WR0000S2S

Cover - Line / Line Plus / Plaster / Plaster Plus / Corner
frosted - 3000 mm



WR0000S2T

Cover - Line / Line Plus / Plaster / Plaster Plus / Corner
transparent - 3000 mm



WR0000S3S



WR0000S4M

Cover - Lyna
frosted - 2000 mm

Cover - Lyna
milky - 1000 mm

WR0000S4S
Cover - Lyna
frosted - 1000 mm



WR0000S5M
Cover - Lyna
milky - 2000 mm

Other



WDA01
Profile - Line
aluminium - 2000 mm

WDA01B
Profile - Line
aluminium - 2000 mm - white



WDA02
Profile - Line
aluminium - 3000 mm

WDA03
Profile - Plaster
in aluminium - 2000 mm



WDA04
Profile - Plaster
aluminium - 3000 mm

WDA05
Profile - Corner
aluminium - 2000 mm




WDA05N
Profile - Corner
aluminium - 2000 mm - black

WDA05Z
Profile - Corner
aluminium - 2000 mm - bronze



WDA06
Profile - Corner
aluminium - 3000 mm



WDA07
Profile - Line Plus
aluminium - 2000 mm



WDA08
Profile - Line Plus
aluminium - 3000 mm



WDA09
Profile - Plaster Plus
aluminium - 2000 mm



WDA10
Profile - Plaster Plus
aluminium - 3000 mm



WDA12
Profile - Lyna
aluminium - 1000 mm



WDA13
Profile - Lyna
aluminium - 2000 mm



WEA02
End cap - Line
grey - 1 piece



WEA03
End cap with hole - Line
grey - 1 piece



WEA04
End cap with hole - Plaster
grey - 1 piece



WEA05
End cap - Corner
grey - 1 piece



WEA06
End cap with hole - Corner
grey - 1 piece



WEA07
End cap - Line Plus
grey - 1 piece



WEA08
End cap with hole - Line Plus
grey - 1 piece

L&L Luce&Light SRL reserves the right to change the information contained in this document at any time without prior notice being given.