
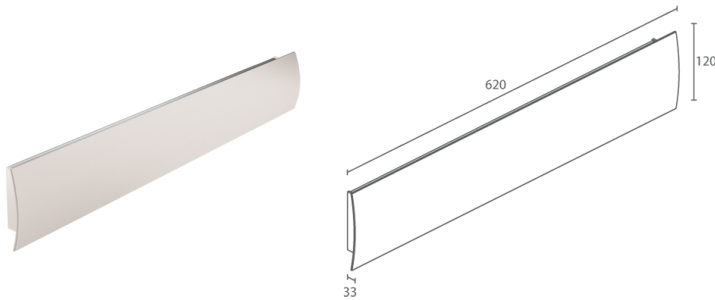
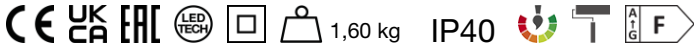


Made in Italy

 Berica IN 1.2, code: BB1210100090D8  
Wall mounted for indoor applications

06/04/2025 Rev. 10/2024



## DESCRIPTION

wall mounted for indoor applications, double beam; surface mounted (ceiling, wall); Power consumption: 54W; Power supply: 230Vac; Lumen output at source: 6560 lm (3000K); Delivered lumen output: 5248 lm (3000K, 43°x96°); 128 mid-power LEDs, 3-step MacAdam, 50 000h L80 B10 (Ta 25°C); LED colour: 4000K; Optics: diffuse: optical system consisting of a high-efficiency PMMA linear lens made by an extrusion process; CRI Colour Rendering Index: >90; Body material: body and convex cover made of low-copper-content ANTICORODAL® EN AW 6060 T5 aluminium alloy for excellent resistance to corrosion. Body and convex cover made by an extrusion process and subsequently finished by CNC milling. Caps made of polycarbonate through a moulding process and designed so they follow the curved profile of the front panel; Finishes: body painted white (RAL 9003), cover and end caps painted with primer, which enables the fixture to be finished with paints such as two-pack polyurethane varnishes and two-pack acrylic paints suitable for masonry surfaces; RAL finish on request; built-in power supply unit; Control system: ON/OFF; Ingress protection: IP40; non-standard lengths available on request (max 1100mm), single-beam version available on request; The paints that can be used on primed lighting fixtures are the same ones that are suitable for use on masonry surfaces, i.e: two-pack polyurethane varnishes, two-pack acrylic paints; Operating temperature: 0°C — +45°C; Glow wire test: 650°C; Photobiological safety: in accordance with IEC TR 62778:2014; Appliance class: class II; Weight: 1600 g; Dimensions: 620x120x33 mm; Energy efficiency class: F (light source) in accordance with EU 2019/2015; tested and approved via E.O.L. (End Of Line) test with functioning test and check of electrical power consumption

Status: Available

### ELECTRICAL CHARACTERISTICS

Power consumption	54W
Power supply	230Vac
Power supply unit	built-in power supply unit
Control system	ON/OFF

### LIGHTING CHARACTERISTICS

Number and type of LED	128 mid-power LEDs
Average LED life	50 000h L80 B10 (Ta 25°C)
LED colour	4000K
CRI Colour Rendering Index	>90
Binning	3-step MacAdam
Optics	diffuse
Lumen output at source	6560 lm (3000K)
Delivered lumen output	5248 lm (3000K, 43°x96°)

### MECHANICAL CHARACTERISTICS

Dimensions	620x120x33 mm
Weight	1600 g
Finishes	primer
Mounting	with screws and plugs
Body material	body and cover in anticorodal aluminium

### GENERAL CHARACTERISTICS

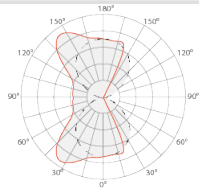
Ingress protection	IP40
Operating temperature	0°C — +45°C
Energy efficiency class	F (light source) in accordance with EU 2019/2015
Glow wire test	650°C
Appliance class	class II
Walkover	no
Drive-over	no
Photobiological safety	in accordance with IEC TR 62778:2014

Notes	non-standard lengths available on request (max 1100mm), single-beam version available on request; The paints that can be used on primed lighting fixtures are the same ones that are suitable for use on masonry surfaces, i.e: two-pack polyurethane varnishes, two-pack acrylic paints
-------	--

PHOTOMETRIC DATA

D – Diffuse

H (m)	Ø (m)	Ø (m)	Lux max (3000K)	cd/Klm max 462	Legend	
					— C0 - C180	— C90 - C270
0.50	1.02	1.44	3720			
1.00	2.03	2.88	930			
1.50	3.05	4.32	413			
2.00	4.06	5.75	232			
2.50	5.08	7.19	149			
3.00	6.10	8.63	103			



L&L Luce&Light SRL reserves the right to change the information contained in this document at any time without prior notice being given.