









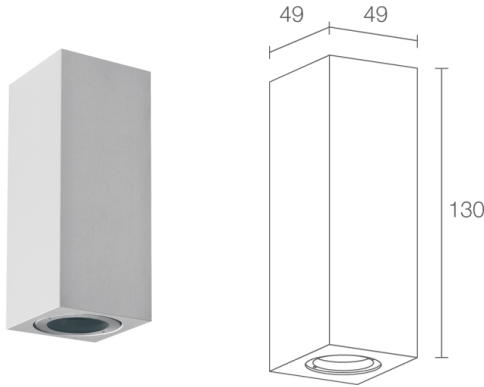


Made in Italy

 **Updown 4.0, code: UD40615MMA**
Wall mounted for outdoor applications

03/04/2025 Rev. 08/2024






 kg 0,70
 





DESCRIPTION

wall mounted for outdoor applications, double beam; surface mounted (wall); Power consumption: max 6W; Power supply: max 350mA; Lumen output at source: 472 lm (3000K, 350mA); Delivered lumen output: 364 lm (3000K, 350mA, 22°); 6 power LEDs, 1/4 ANSI BIN, 50 000h L90 B10 (Ta 25°C); LED colour: 3000K; UP optics: 22°; DOWN optics: 22°; CRI Colour Rendering Index: 80; Body material: body in anodized aluminium; Finishes: anodized grey; RAL finish on request; Screen material: screen in transparent extra-clear glass; power supply unit not included; Wiring: series; includes 0.30 m PVC cable FROR 2x0.35 Ø3.5 mm; Control system: dimming via dimmable driver; Ingress protection: IP65; Impact resistance: IK08; spacer with RAL finish available on request; spacer with RAL finish available on request; Casambi control using the Casambi app with dedicated electronics; Operating temperature: -20°C — +45°C; Glow wire test: 960°C; Photobiological safety: photobiological safety: risk group 1 according to EN 62471:2006; Appliance class: class III; Weight: 700 g; Dimensions: 49x49x130 mm; Energy efficiency class: F (light source) in accordance with EU 2019/2015; Accessories: WD0100 Spacer - anodized grey; tested and approved via E.O.L. (End Of Line) test with functioning test and check of electrical power consumption

Status: Product being discontinued

ELECTRICAL CHARACTERISTICS

Power consumption	max 6W
Power supply	max 350mA
Power supply unit	power supply unit not included
Control system	dimming via dimmable driver
Wiring	series

LIGHTING CHARACTERISTICS

Number and type of LED	6 power LEDs
Average LED life	50 000h L90 B10 (Ta 25°C)
LED colour	3000K
CRI Colour Rendering Index	80
Binning	1/4 ANSI BIN
UP optics	22°
DOWN optics	22°
Lumen output at source	472 lm (3000K, 350mA)
Delivered lumen output	364 lm (3000K, 350mA, 22°)

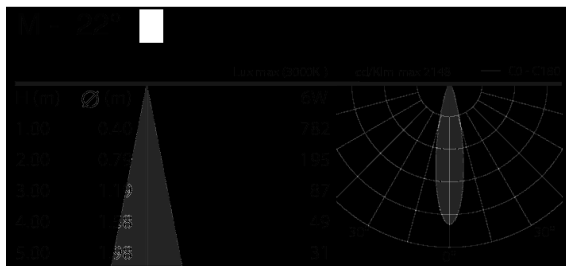
MECHANICAL CHARACTERISTICS

Dimensions	49x49x130 mm
Weight	700 g
Finishes	anodized grey
Mounting	with screws and plugs
Body material	body in anodized aluminium
Screen material	screen in transparent extra-clear glass

GENERAL CHARACTERISTICS

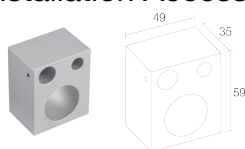
Ingress protection	IP65
Operating temperature	-20°C — +45°C
Impact resistance	IK08
Energy efficiency class	F (light source) in accordance with EU 2019/2015
Glow wire test	960°C
Appliance class	class III
Walkover	no
Drive-over	no
Power cables	includes 0.30 m PVC cable FROR 2x0.35 Ø3.5 mm
Photobiological safety	photobiological safety: risk group 1 according to EN 62471:2006
Notes	spacer with RAL finish available on request; spacer with RAL finish available on request; Casambi control using the Casambi app with dedicated electronics

PHOTOMETRIC DATA



ACCESSORIES

Installation Accessories



WD0100
Spacer - anodized grey



double beam

L&L Luce&Light SRL reserves the right to change the information contained in this document at any time without prior notice being given.