











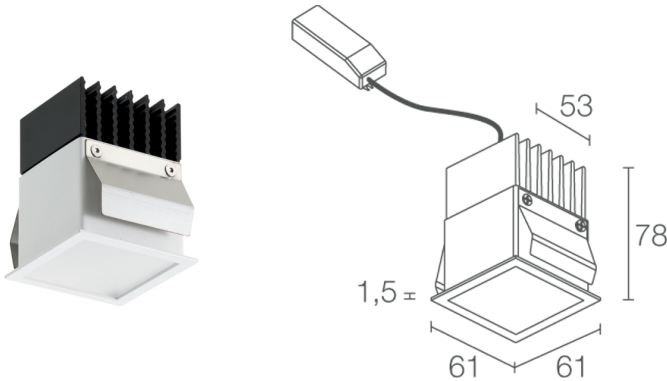


Made in Italy

 **Turis 1.0, code: TU10105DB**
Recessed for indoor applications

24/11/2024 Rev. 32





 on request
 

 kg 0,37
  56x56 mm
 




DESCRIPTION

recessed downlight for indoor applications; recessed (ceiling); Power consumption: 11W; Power supply: 230Vac; Lumen output at source: 1251 lm (3000K, 11W); Delivered lumen output: 1003 lm (3000K, 11W); 4 power LEDs, 3-step MacAdam, 50 000h L80 B10 (Ta 25°C); LED colour: 3000K; Optics: diffuse; CRI Colour Rendering Index: >90; Body material: body in black-anodized aluminium, trim in steel; Finishes: white (RAL 9003); RAL finish on request; Screen material: screen in one-side-frosted, transparent plexiglass; Thickness of installation surface: min 5 mm, max 25 mm; power supply unit included; includes 0.30 m cable; Control system: ON/OFF; Ingress protection: IP40; version with LED colour RGB available on request, Casambi-compatible version, controllable with the Casambi app, available on request; Operating temperature: 0°C — +45°C; Photobiological safety: photobiological safety: risk group 1 according to EN 62471:2006; Appliance class: class II; Weight: 370 g; Dimensions: 61x61x78 mm; Cutout dimensions: 56x56 mm; Volume of thermal heatsink: 140x140x130 mm; Energy efficiency class: F (light source) in accordance with EU 2019/2015; Accessories: WC3101 Outer casing for solid walls; tested and approved via E.O.L. (End Of Line) test with functioning test and check of electrical power consumption

Status: Available

ELECTRICAL CHARACTERISTICS

Power consumption	11W
Power supply	230Vac
Power supply unit	power supply unit included
Control system	ON/OFF

LIGHTING CHARACTERISTICS

Number and type of LED	4 power LEDs
Average LED life	50 000h L80 B10 (Ta 25°C)
LED colour	3000K
CRI Colour Rendering Index	>90
Binning	3-step MacAdam
Optics	diffuse
Lumen output at source	1251 lm (3000K, 11W)
Delivered lumen output	1003 lm (3000K, 11W)

MECHANICAL CHARACTERISTICS

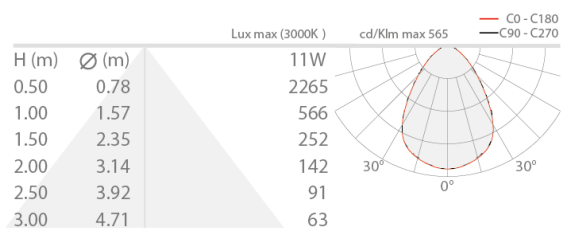
Dimensions	61x61x78 mm
Weight	370 g
Finishes	white RAL 9003
Mounting	with fixing springs
Body material	body in black-anodized aluminium, trim in steel
Screen material	screen in one-side-frosted, transparent plexiglass
Cutout dimensions	56x56 mm
Volume of thermal heatsink	140x140x130 mm

GENERAL CHARACTERISTICS

Ingress protection	IP40
Operating temperature	0°C — +45°C
Energy efficiency class	F (light source) in accordance with EU 2019/2015
Appliance class	class II
Walkover	no
Drive-over	no
Power cables	includes 0.30 m cable
Photobiological safety	photobiological safety: risk group 1 according to EN 62471:2006
Notes	version with LED colour RGB available on request, Casambi-compatible version, controllable with the Casambi app, available on request

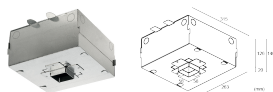
PHOTOMETRIC DATA

D – Diffuse



ACCESSORIES

Installation Accessories



WC3101

Outer casing for solid walls

L&L Luce&Light SRL reserves the right to change the information contained in this document at any time without prior notice being given.