













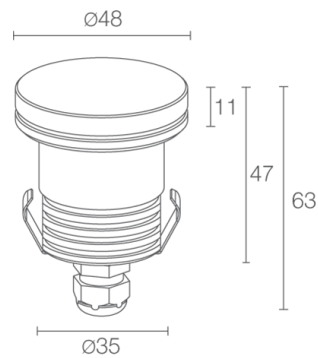
Made in Italy

 Litus 1.6, code: LT160009DNLV  
Recessed for outdoor applications

22/11/2024 Rev. 29












**CASAMBI**



## DESCRIPTION

recessed for outdoor applications; drive-over up to 1000 kg; recessed (ceiling, wall, floor); Power consumption: 2.5W; Power supply: 24Vdc; Lumen output at source: 168 lm (3000K, 2.5W, CRI 80); Delivered lumen output: 141 lm (3000K, 22°, 2.5W, CRI 80); 1 power LED, 1/4 ANSI BIN, 50 000h L90 B10 (Ta 25°C); LED colour: 4000K; Optics: diffuse: optical system consisting of 4-mm-thick tempered extra-clear glass seal with an RAL 7015 signal white serigraphed border, resistant to knocks and scratches and high transmittance to eliminate chromatic alteration; CRI Colour Rendering Index: 80; Body material: body made of ANTICORODAL 6082 aluminium alloy, made entirely on a CNC lathe and then electro-coloured black; Screen material: screen in tempered, serigraphed-grey and transparent extra-clear glass; power supply unit not included; includes 1.5 m neoprene cable H05RN-F 2x0.75/0.75 Ø6.3 mm; Ingress protection: IP67; Impact resistance: IK08; version with screen in serigraphed-white glass available on request; Casambi control using the Casambi app with dedicated electronics; Protection systems: IPS (Intelligent Protection System) protects lighting fixtures from water infiltrations, which can occur if there are faulty junctions between the cables in outdoor or underwater applications. This innovation, patented by L&L, also guarantees electrical protection against polarity reversal, hot plugging, ESD and power surges, which can occur if there are faults in the electrical circuit; Operating temperature: -20°C — +45°C; Maximum device temperature: 40°C (Ta 25°C); Glow wire test: 960°; Photobiological safety: photobiological safety: risk group 1 according to EN 62471:2006; Appliance class: class III; Weight: 200 g; Dimensions: Ø48x63 mm; Volume of thermal heatsink: Ø120x110 mm; Energy efficiency class: F (light source) in accordance with EU 2019/2015; Accessories: WC4010 Outer casing, WE0600S Anti-glare screen, half transparent and half serigraphed black, WL0100 Suction cup; tested and approved via E.O.L. (End Of Line) test with functioning test and check of electrical power consumption

Status: Available

### ELECTRICAL CHARACTERISTICS

Power consumption	2,5W
Power supply	24Vdc
Power supply unit	power supply unit not included

### LIGHTING CHARACTERISTICS

Number and type of LED	1 power LED
Average LED life	50 000h L90 B10 (Ta 25°C)
LED colour	4000K
CRI Colour Rendering Index	80
Binning	1/4 ANSI BIN
Optics	diffuse
Lumen output at source	168 lm (3000K, 2.5W, CRI 80)
Delivered lumen output	141 lm (3000K, 22°, 2.5W, CRI 80)

### MECHANICAL CHARACTERISTICS

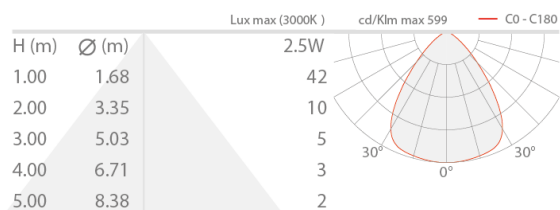
Dimensions	Ø48x63 mm
Weight	200 g
Mounting	with outer casing
Body material	body in black-anodized anticorrosional aluminium
Screen material	screen in serigraphed-grey and transparent, tempered extra-clear glass
Volume of thermal heatsink	Ø120x110 mm

### GENERAL CHARACTERISTICS

Ingress protection	IP67
Operating temperature	-20°C — +45°C
Impact resistance	IK08
Energy efficiency class	F (light source) in accordance with EU 2019/2015
Glow wire test	960°
Maximum device temperature	40°C (Ta 25°C)
Appliance class	class III
Walkover	yes
Drive-over	up to 1000 kg
Power cables	includes 1.5 m neoprene cable H05RN-F 2x0.75/0.75 Ø6.3 mm
Protection systems	IPS (Intelligent Protection System)
Photobiological safety	photobiological safety: risk group 1 according to EN 62471:2006
Notes	version with screen in serigraphed-white glass available on request; Casambi control using the Casambi app with dedicated electronics

## PHOTOMETRIC DATA

### D – Diffuse CRI 80




## ACCESSORIES

### Installation Accessories



**WC4010**  
Outer casing

### Optical Accessories

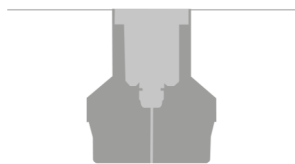


**WE0600S**  
Anti-glare screen, half transparent and half serigraphed black  
built into the lighting fixture  
Can be fitted on all optics except for 48° optics  
Order together with the lighting fixture

### Other



**WL0100**  
Suction cup  
Recommended accessory



Installation flush with ground

L&L Luce&Light SRL reserves the right to change the information contained in this document at any time without prior notice being given.