
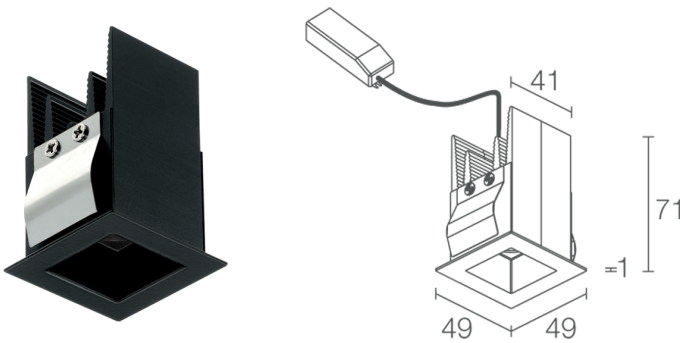


Made in Italy

 **Bitpop 1.0, code: BP101015LN0**  
Recessed for indoor applications

18/07/2024 Rev. 39



## DESCRIPTION

recessed downlight for indoor applications; recessed (ceiling: rebated or deep set); Power consumption: 8W; Power supply: 230Vac; Lumen output at source: 480 lm (3000K); Delivered lumen output: 335 lm (3000K, 30°); 1 high-intensity power LED, 3-step MacAdam, 50 000h L85 B10 (Ta 25°C); LED colour: 3000K; Optics: 42°: optical system consisting of 1 TIR lens, set back inside a polycarbonate element in glossy black paste to ensure high quality and visual comfort; CRI Colour Rendering Index: >90; Body material: radiator made from aluminium profile to act as a cooling element, then anodized black; with springs in AISI 301 harmonic steel; Frame + optical comp. finish: frame for recessing in black-painted steel, optical compartment with black finish (RAL 9005); RAL finish on request; Installation: installed by mounting with springs on plasterboard. Outer casings available for installation in solid walls or trimless installation, set 8 mm deep only on plasterboard; Thickness of installation surface: min 7.5 mm, max 20 mm; power supply unit included; includes 0.30 m cable; Control system: ON/OFF; Ingress protection: IP40; UGR < 10 for 17° and 30° optics; 2700K, 3000K: CRI >90, 4000K: CRI 80, Casambi-compatible version, controllable with the Casambi app, available on request; Operating temperature: 0°C — +45°C; Photobiological safety: photobiological safety: risk group 1 according to EN 62471:2006; Appliance class: class II; Weight: 260 g; Dimensions: 49x49x71 mm; Cutout dimensions: 43x43 mm; Volume of thermal heatsink: 140x140x125 mm; Energy efficiency class: F (light source) in accordance with EU 2019/2015; Accessories: WC8700 Outer casing for flush installation in solid ceilings, WC8703 Outer casing for deep-set installation in plasterboard ceilings - white, WC8703N Outer casing for deep-set installation in plasterboard ceilings - black; tested and approved via E.O.L. (End Of Line) test with functioning test and check of electrical power consumption

Status: Available

### ELECTRICAL CHARACTERISTICS

Power consumption	8W
Power supply	230Vac
Power supply unit	power supply unit included
Control system	ON/OFF

### LIGHTING CHARACTERISTICS

Number and type of LED	1 high-intensity power LED
Average LED life	50 000h L85 B10 (Ta 25°C)
LED colour	3000K
CRI Colour Rendering Index	>90
Binning	3-step MacAdam
Optics	42°
Lumen output at source	480 lm (3000K)
Delivered lumen output	335 lm (3000K, 30°)

### MECHANICAL CHARACTERISTICS

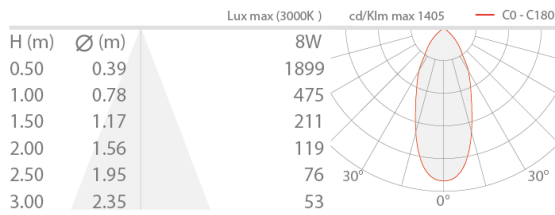
Dimensions	49x49x71 mm
Weight	260 g
Frame + optical comp. finish	black - black RAL 9005
Mounting	with fixing springs or outer casing
Body material	body in black-anodized aluminium, trim in steel
Cutout dimensions	43x43 mm
Volume of thermal heatsink	140x140x125 mm

### GENERAL CHARACTERISTICS

Ingress protection	IP40
Operating temperature	0°C — +45°C
Features	UGR < 10 for 17° and 30° optics
Energy efficiency class	F (light source) in accordance with EU 2019/2015
Appliance class	class II
Walkover	no
Drive-over	no
Power cables	includes 0.30 m cable
Photobiological safety	photobiological safety: risk group 1 according to EN 62471:2006
Notes	2700K, 3000K: CRI >90, 4000K: CRI 80, Casambi-compatible version, controllable with the Casambi app, available on request

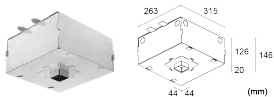
PHOTOMETRIC DATA

L - 42°

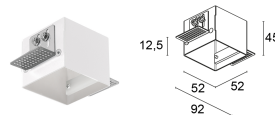


ACCESSORIES

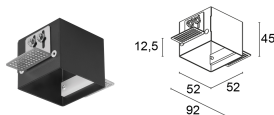
Installation Accessories



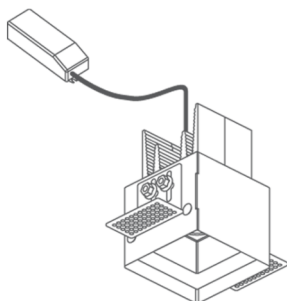
**WC8700**  
Outer casing for flush installation in solid ceilings



**WC8703**  
Outer casing for deep-set installation in plasterboard ceilings - white



**WC8703N**  
Outer casing for deep-set installation in plasterboard ceilings - black



Deep-set installation with outer casing

L&L Luce&Light SRL reserves the right to change the information contained in this document at any time without prior notice being given.